



# SZABO SCANDIC

Part of Europa Biosite

## Produktinformation



Forschungsprodukte & Biochemikalien



Zellkultur & Verbrauchsmaterial



Diagnostik & molekulare Diagnostik



Laborgeräte & Service

Weitere Information auf den folgenden Seiten!  
See the following pages for more information!



### Lieferung & Zahlungsart

siehe unsere [Liefer- und Versandbedingungen](#)

### Zuschläge

- Mindermengenzuschlag
- Trockeneiszuschlag
- Gefahrgutzuschlag
- Expressversand

### SZABO-SCANDIC HandelsgmbH

Quellenstraße 110, A-1100 Wien

T. +43(0)1 489 3961-0

F. +43(0)1 489 3961-7

[mail@szabo-scandic.com](mailto:mail@szabo-scandic.com)

[www.szabo-scandic.com](http://www.szabo-scandic.com)

[linkedin.com/company/szaboscandic](https://www.linkedin.com/company/szaboscandic) 

## NQO2 monoclonal antibody (M01), clone 3E8-G2

Catalog # : H00004835-M01

規格 : [ 100 ug ]

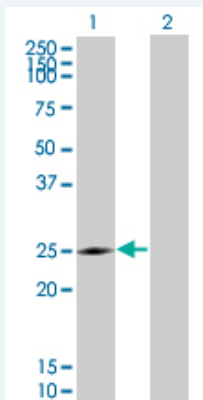
[List All](#)

### Specification

<b>Product Description:</b>	Mouse monoclonal antibody raised against a full length recombinant NQO2.
<b>Immunogen:</b>	NQO2 (AAH06096.1, 1 a.a. ~ 231 a.a) full-length recombinant protein with GST tag. MW of the GST tag alone is 26 KDa.
<b>Sequence:</b>	MAGKKVLIVYAHQEPKSFNGSLKNVAVDELRSQGCTVTVSDLYAMNFEP RATDKDITGTLNPEVFNYGVETHEAYKQRSLASDITDEQKKVREADLVIF QFPLYWFSVPAILKGWMDRVLVCQGFADFIPGFYDSGLLQGKLALLSVTT GGTAEMYTKTGVNGDSRYFLWPLQHGTLHFCGFKVLAPQISFAPEIASE EERKGMVAAWSQRLQTIWKEEPPICTAHWHFGQ
<b>Host:</b>	Mouse
<b>Reactivity:</b>	Human
<b>Isotype:</b>	IgG1 kappa
<b>Quality Control Testing:</b>	Antibody Reactive Against Recombinant Protein.
<b>Storage Buffer:</b>	In 1x PBS, pH 7.4
<b>Storage Instruction:</b>	Store at -20°C or lower. Aliquot to avoid repeated freezing and thawing.
<b>MSDS:</b>	<a href="#">Download</a>
<b>Datasheet:</b>	<a href="#">Download</a>

### Applications

#### Western Blot (Transfected lysate)

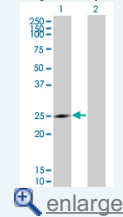


Western Blot analysis of NQO2 expression in transfected 293T cell line by NQO2 monoclonal antibody (M01), clone 3E8-G2.

Lane 1: NQO2 transfected lysate(26 KDa).  
Lane 2: Non-transfected lysate.

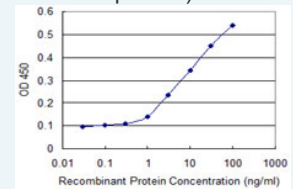
### Application Image

#### Western Blot (Transfected lysate)



[enlarge](#)

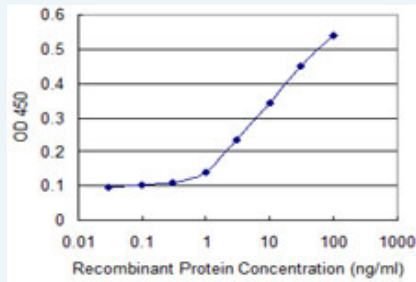
#### Sandwich ELISA (Recombinant protein)



[enlarge](#)

ELISA

## Sandwich ELISA (Recombinant protein)



Detection limit for recombinant GST tagged NQO2 is approximately 1ng/ml as a capture antibody.

 [Protocol Download](#)

## ELISA

### Gene Information

Entrez GeneID: [4835](#)

GeneBank [BC006096](#)  
Accession#:

Protein [AAH06096.1](#)  
Accession#:

Gene Name: NQO2

Gene Alias: DHQV, DIA6, NMOR2, QR2

Gene Description: NAD(P)H dehydrogenase, quinone 2

Omim ID: [160998](#)

Gene Ontology: [Hyperlink](#)

Other Designations: NAD(P)H menadione oxidoreductase 2, dioxin-inducible, NAD(P)H menadione oxidoreductase-1, dioxin-inducible-2, OTTHUMP00000015948, OTTHUMP00000015949, OTTHUMP00000015953

### Related Disease

[Agranulocytosis](#) [Alcohol Withdrawal Delirium](#) [Breast cancer](#) [Breast Neoplasms](#) [Carcinoma](#) [Carcinoma, Transitional Cell](#) [Chromosome Deletion](#) [Cognition Disorders](#) [Disease Susceptibility](#) [Genetic Predisposition to Disease](#) [Hallucinations](#) [Leukemia](#) [Leukemia, Myelocytic, Acute](#) [Mental Recall](#) [Myelodysplastic Syndromes](#) [Neuropsychological Tests](#) [Pancreatitis, Alcoholic](#) [Parkinson Disease](#) [Parkinson disease](#)

... see more