



SZABO SCANDIC

Part of Europa Biosite

Produktinformation



Forschungsprodukte & Biochemikalien



Zellkultur & Verbrauchsmaterial



Diagnostik & molekulare Diagnostik



Laborgeräte & Service

Weitere Information auf den folgenden Seiten!
See the following pages for more information!



Lieferung & Zahlungsart

siehe unsere [Liefer- und Versandbedingungen](#)

Zuschläge

- Mindermengenzuschlag
- Trockeneiszuschlag
- Gefahrgutzuschlag
- Expressversand

SZABO-SCANDIC HandelsgmbH

Quellenstraße 110, A-1100 Wien

T. +43(0)1 489 3961-0

F. +43(0)1 489 3961-7

mail@szabo-scandic.com

www.szabo-scandic.com

[linkedin.com/company/szaboscandic](https://www.linkedin.com/company/szaboscandic) 

NOS1 polyclonal antibody (A01)

Catalog # : H00004842-A01

規格 : [50 uL]

[List All](#)

Specification

Product Description: Mouse polyclonal antibody raised against a partial recombinant NOS1.

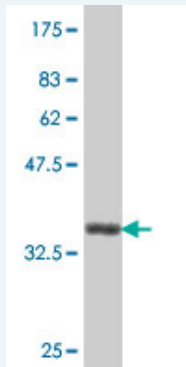
Immunogen: NOS1 (NP_000611, 1041 a.a. ~ 1150 a.a) partial recombinant protein with GST tag.

Sequence: FPGNHEDLVNALIERLEDAPPVNMVKVELLEERNTALGVISNWTDELRLPPCTIFQAFKYYLDITTPPTPLQLQQFASLATSEKEKQRLLVLSKGLQEYEEWKWGKNPT

Host: Mouse

Reactivity: Human

Quality Control Testing: Antibody Reactive Against Recombinant Protein.



Western Blot detection against Immunogen (38.21 kDa) .

Storage Buffer: 50 % glycerol

Storage Instruction: Store at -20°C or lower. Aliquot to avoid repeated freezing and thawing.

MSDS: [Download](#)


Datasheet: [Download](#)

Applications

Western Blot (Cell lysate)

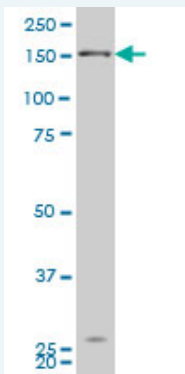
Application Image

Western Blot (Cell lysate)



Western Blot (Recombinant protein)


ELISA



NOS1 polyclonal antibody (A01), Lot # 060105JC01 Western Blot analysis of NOS1 expression in SJCRH30 (Cat # L027V1).

 [Protocol Download](#)

Western Blot (Recombinant protein)

 [Protocol Download](#)

ELISA

Gene Information

Entrez GeneID: [4842](#)

GeneBank [NM_000620](#)

Accession#:

Protein [NP_000611](#)

Accession#:

Gene Name: NOS1

Gene Alias: IHPS1,NOS,nNOS

Gene nitric oxide synthase 1 (neuronal)

Description:

Omim ID: [163731](#), [179010](#)

Gene Ontology: [Hyperlink](#)

Gene Summary: Nitric oxide is a reactive free radical which acts as a biologic mediator in several processes, including neurotransmission and antimicrobial and antitumoral activities. Nitric oxide is synthesized from L-arginine by nitric oxide synthases. This gene encodes a nitric oxide synthase which is highly expressed in skeletal muscle. Genetic variations in this gene are associated with infantile hypertrophic pyloric stenosis type 1

Other neuronal nitric oxide synthase

Designations:

Gene Pathway

[Alzheimer's disease](#) [Amyotrophic lateral sclerosis \(ALS\)](#) [Arginine and proline metabolism](#) [Calcium signaling pathway](#) [Long-term depression](#) [Metabolic pathways](#) [Pathways in cancer](#) [Small cell lung cancer](#)

Related Disease

[Acute Disease](#) [Alcoholism](#) [alpha 1-Antitrypsin Deficiency](#) [Alpha-1-antitrypsin deficiency](#) [Alzheimer Disease](#) [Alzheimer disease](#) [Anemia, Sickle Cell](#) [Anemia, sickle cell](#) [Asthma](#) [Asthma](#) [Attention Deficit Disorder with Hyperactivity](#) [Autistic Disorder](#) [beta-Thalassemia](#) [Bipolar Disorder](#) [Birth Weight](#) [Brain Neoplasms](#) [Breast cancer](#) [Breast Neoplasms](#)

... see more

[服務條款](#) | [隱私權政策](#) | [著作及商標](#) | [網站地圖](#)

©2016 亞諾法生技股份有限公司 Abnova Corporation. 版權所有.