



# SZABO SCANDIC

Part of Europa Biosite

## Produktinformation



Forschungsprodukte & Biochemikalien



Zellkultur & Verbrauchsmaterial



Diagnostik & molekulare Diagnostik



Laborgeräte & Service

Weitere Information auf den folgenden Seiten!  
See the following pages for more information!



### Lieferung & Zahlungsart

siehe unsere [Liefer- und Versandbedingungen](#)

### Zuschläge

- Mindermengenzuschlag
- Trockeneiszuschlag
- Gefahrgutzuschlag
- Expressversand

### SZABO-SCANDIC HandelsgmbH

Quellenstraße 110, A-1100 Wien

T. +43(0)1 489 3961-0

F. +43(0)1 489 3961-7

[mail@szabo-scandic.com](mailto:mail@szabo-scandic.com)

[www.szabo-scandic.com](http://www.szabo-scandic.com)

[linkedin.com/company/szaboscandic](https://www.linkedin.com/company/szaboscandic) 

## NOV MaxPab mouse polyclonal antibody (B01) MaxPab®

Catalog # : H00004856-B01

規格 : [ 50 uL ]

[List All](#)

### Specification

**Product Description:** Mouse polyclonal antibody raised against a full-length human NOV protein.

**Immunogen:** NOV (AAH15028.1, 1 a.a. ~ 357 a.a) full-length human protein.

**Sequence:**  
 MQSVQSTSFCLRKQCLCLTFLLLHLLGQVAATQRCPPQCPGRCPATPP  
 TCAPGVRAVL DGCSCCLVCARQRGESCSDLEPCDESSGLYCDRSADP  
 SKQTGICTAVEGDNCVFDGVIYRSGEKFPQSCFKQCTCRDGGQIGCVPR  
 CQLDVL LPEPNC PAPRKVEVPGECC EKWICGPDEEDSLGGLTLAAYRPE  
 ATLGVEVSDSSVNCIEQTTEWTACSKSCGMGFSTRVTNRNRQCEMLKQ  
 TRLCMVRPCEQEPEQPTDKKGGKCLRTKKSLKAIHLQFKNCTSLHTYKP  
 RFCGVCS DGRCC TPHNTKTIQAEFQCSPGQVKKPVMVIGTCTCHTNCP  
 KNNEAFLQELELKTTRGKM

**Host:** Mouse

**Reactivity:** Human

**Quality Control Testing:** Antibody reactive against mammalian transfected lysate.

**Storage Buffer:** No additive

**Storage Instruction:** Store at -20°C or lower. Aliquot to avoid repeated freezing and thawing.

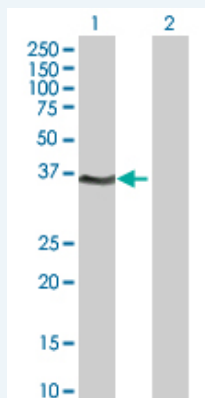
**Note:** For IHC and IF applications, antibody purification with Protein A will be needed prior to use.

**MSDS:**  [Download](#)

**Datasheet:**  [Download](#)

### Applications

#### Western Blot (Transfected lysate)

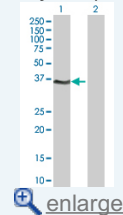



Western Blot analysis of NOV expression in transfected 293T cell line (H00004856-T01) by NOV MaxPab polyclonal antibody.

Lane 1: NOV transfected lysate(39.27 KDa).

### Application Image

#### Western Blot (Transfected lysate)



 [enlarge](#)

### Gene Information

---

**Entrez GeneID:** [4856](#)

---

**GeneBank  
Accession#:** [BC015028.1](#)

---

**Protein  
Accession#:** [AAH15028.1](#)

---

**Gene Name:** NOV

---

**Gene Alias:** CCN3,IGFBP9

---

**Gene  
Description:** nephroblastoma overexpressed gene

---

**Omim ID:** [164958](#)

---

**Gene Ontology:** [Hyperlink](#)

---

**Gene Summary:** The protein encoded by this gene is a small secreted cysteine-rich protein and a member of the CCN family of regulatory proteins. CNN family proteins associate with the extracellular matrix and play an important role in cardiovascular and skeletal development, fibrosis and cancer development. [provided by RefSeq]

---

**Other  
Designations:** nephroblastoma overexpressed

---