



SZABO SCANDIC

Part of Europa Biosite

Produktinformation



Forschungsprodukte & Biochemikalien



Zellkultur & Verbrauchsmaterial



Diagnostik & molekulare Diagnostik



Laborgeräte & Service

Weitere Information auf den folgenden Seiten!
See the following pages for more information!



Lieferung & Zahlungsart

siehe unsere [Liefer- und Versandbedingungen](#)

Zuschläge

- Mindermengenzuschlag
- Trockeneiszuschlag
- Gefahrgutzuschlag
- Expressversand

SZABO-SCANDIC HandelsgmbH

Quellenstraße 110, A-1100 Wien

T. +43(0)1 489 3961-0

F. +43(0)1 489 3961-7

mail@szabo-scandic.com

www.szabo-scandic.com

[linkedin.com/company/szaboscandic](https://www.linkedin.com/company/szaboscandic) 

NOV monoclonal antibody (M01), clone 3C2

Catalog # : H00004856-M01


規格 : [100 ug]

[List All](#)

Specification

Product Description:	Mouse monoclonal antibody raised against a full-length recombinant NOV.
Immunogen:	NOV (AAH15028, 1 a.a. ~ 357 a.a) full-length recombinant protein with GST tag. MW of the GST tag alone is 26 KDa.
Sequence:	MQSVQSTSFCLRKQCLCLTFLLHLLGQVAATQRCPPQCPCGRCPATPP TCAPGVRAVLVDGCSCCLVCARQRGESCSDLEPCDEGSGLYCDRSADP SKQTGICTAVEGDNCVFDGVYRSGEKFQPSCKFQCTCRDQGIGCVPR CQLDVLLPEPNCAPRKVEVPGECCEKWICGPDEEDSLGGLTLAAYRPE ATLGVEVSDSSVNCIEQTTEWTACSKSCGMGFSTRVTNRRNRQCEMLKQ TRLCMVRPCEQEPEQPTDKKGGKCLRTKKSLKAIHLQFKNCTSLHTYKP RFCGVCS DGRCC T PHNTKTIQAEFQCSPGQIVKKPVMVIGTCTCHTNCP KNNEAFLQELELKTTRGKM
Host:	Mouse
Reactivity:	Human
Isotype:	IgG2a Kappa

Quality Control Testing: Antibody Reactive Against Recombinant Protein.



Western Blot detection against Immunogen (65.01 KDa) .

Storage Buffer: In 1x PBS, pH 7.4

Storage Instruction: Store at -20°C or lower. Aliquot to avoid repeated freezing and thawing.

MSDS: [Download](#)

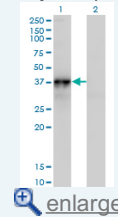
Datasheet: [Download](#)

Applications

Western Blot (Transfected lysate)

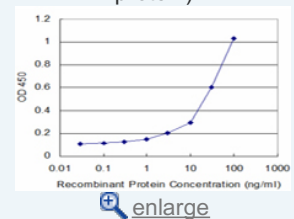
Application Image

Western Blot (Transfected lysate)

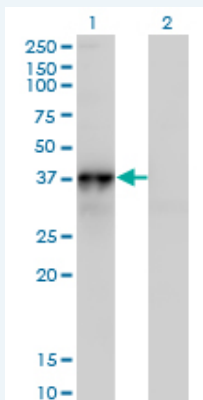


Western Blot (Recombinant protein)

Sandwich ELISA (Recombinant protein)



ELISA



Western Blot analysis of NOV expression in transfected 293T cell line by NOV monoclonal antibody (M01), clone 3C2.

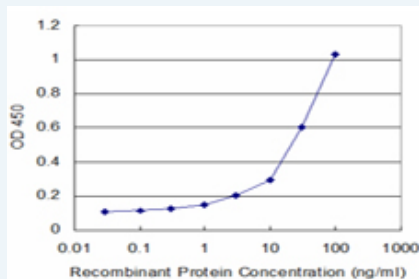
Lane 1: NOV transfected lysate(39.2 KDa).
Lane 2: Non-transfected lysate.

[Protocol Download](#)

Western Blot (Recombinant protein)

[Protocol Download](#)

Sandwich ELISA (Recombinant protein)



Detection limit for recombinant GST tagged NOV is approximately 1ng/ml as a capture antibody.

[Protocol Download](#)

ELISA

Gene Information

Entrez GeneID: [4856](#)

GeneBank [BC015028](#)
Accession#:

Protein [AAH15028](#)
Accession#:

Gene Name: NOV

Gene Alias: CCN3,IGFBP9

Gene Description: nephroblastoma overexpressed gene

Omim ID: [164958](#)

Gene Ontology: [Hyperlink](#)

Gene Summary: The protein encoded by this gene is a small secreted cysteine-rich protein and a member of the CCN family of regulatory proteins. CNN family proteins associate with the extracellular matrix and play an important role in cardiovascular and skeletal development, fibrosis and cancer development. [provided by RefSeq]

Other nephroblastoma overexpressed
Designations:

[服務條款](#) | [隱私權政策](#) | [著作及商標](#) | [網站地圖](#)

©2016 亞諾法生技股份有限公司 Abnova Corporation. 版權所有.