



SZABO SCANDIC

Part of Europa Biosite

Produktinformation



Forschungsprodukte & Biochemikalien



Zellkultur & Verbrauchsmaterial



Diagnostik & molekulare Diagnostik



Laborgeräte & Service

Weitere Information auf den folgenden Seiten!
See the following pages for more information!



Lieferung & Zahlungsart

siehe unsere [Liefer- und Versandbedingungen](#)

Zuschläge

- Mindermengenzuschlag
- Trockeneiszuschlag
- Gefahrgutzuschlag
- Expressversand

SZABO-SCANDIC HandelsgmbH

Quellenstraße 110, A-1100 Wien

T. +43(0)1 489 3961-0

F. +43(0)1 489 3961-7

mail@szabo-scandic.com

www.szabo-scandic.com

[linkedin.com/company/szaboscandic](https://www.linkedin.com/company/szaboscandic) 

NOVA1 monoclonal antibody (M07), clone 3F3

Catalog # : H00004857-M07

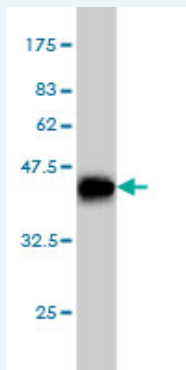
規格 : [100 ug]

[List All](#)

Specification

Product Description:	Mouse monoclonal antibody raised against a partial recombinant NOVA1.
Immunogen:	NOVA1 (NP_002506, 408 a.a. ~ 507 a.a) partial recombinant protein with GST tag. MW of the GST tag alone is 26 KDa.
Sequence:	SAILGTEKSTDGSKDVVEIAVPENLVGAILGKGGKTLVEYQELTGARIQISKKGEFVPGTRNRKVTITGTPAATQAAQYLITQRITYEQGVRAANPQKVG
Host:	Mouse
Reactivity:	Human
Isotype:	IgG2a Kappa

Quality Control Testing: Antibody Reactive Against Recombinant Protein.



Western Blot detection against Immunogen (36.52 KDa) .

Storage Buffer: In 1x PBS, pH 7.4

Storage Instruction: Store at -20°C or lower. Aliquot to avoid repeated freezing and thawing.

MSDS: [Download](#)


Datasheet: [Download](#)

Applications

Western Blot (Cell lysate)

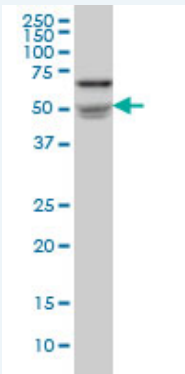
Application Image

Western Blot (Cell lysate)



Western Blot (Recombinant protein)

ELISA



NOVA1 monoclonal antibody (M07), clone 3F3 Western Blot analysis of NOVA1 expression in IMR-32 (Cat # L008V1).

 [Protocol Download](#)

Western Blot (Recombinant protein)

 [Protocol Download](#)

ELISA

Gene Information

Entrez GeneID: [4857](#)

GeneBank Accession#: [NM_002515](#)

Protein Accession#: [NP_002506](#)

Gene Name: NOVA1

Gene Alias: Nova-1

Gene Description: neuro-oncological ventral antigen 1

Omim ID: [602157](#)

Gene Ontology: [Hyperlink](#)

Gene Summary: This gene encodes a neuron-specific RNA-binding protein, a member of the Nova family of paraneoplastic disease antigens, that is recognized and inhibited by paraneoplastic antibodies. These antibodies are found in the sera of patients with paraneoplastic opsoclonus-ataxia, breast cancer, and small cell lung cancer. Alternatively spliced transcripts encoding distinct isoforms have been described. [provided by RefSeq]

Other Designations: paraneoplastic Ri antigen, ventral neuron-specific protein 1

Related Disease

[Cardiovascular Diseases](#) [Genetic Predisposition to Disease](#)
[Parkinson Disease](#), [Secondary Schizophrenia](#) [Ventricular Dysfunction, Left](#)