



# SZABO SCANDIC

Part of Europa Biosite

## Produktinformation



Forschungsprodukte & Biochemikalien



Zellkultur & Verbrauchsmaterial



Diagnostik & molekulare Diagnostik



Laborgeräte & Service

Weitere Information auf den folgenden Seiten!  
See the following pages for more information!



### Lieferung & Zahlungsart

siehe unsere [Liefer- und Versandbedingungen](#)

### Zuschläge

- Mindermengenzuschlag
- Trockeneiszuschlag
- Gefahrgutzuschlag
- Expressversand

### SZABO-SCANDIC HandelsgmbH

Quellenstraße 110, A-1100 Wien

T. +43(0)1 489 3961-0

F. +43(0)1 489 3961-7

[mail@szabo-scandic.com](mailto:mail@szabo-scandic.com)

[www.szabo-scandic.com](http://www.szabo-scandic.com)

[linkedin.com/company/szaboscandic](https://www.linkedin.com/company/szaboscandic) 

## NOVA1 monoclonal antibody (M10), clone 5D9

Catalog # : H00004857-M10

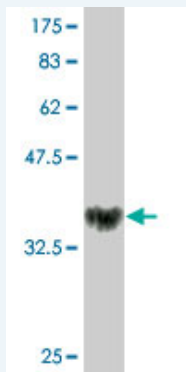
規格 : [ 100 ug ]

[List All](#)

### Specification

<b>Product Description:</b>	Mouse monoclonal antibody raised against a partial recombinant NOVA1.
<b>Immunogen:</b>	NOVA1 (NP_002506, 408 a.a. ~ 507 a.a) partial recombinant protein with GST tag. MW of the GST tag alone is 26 KDa.
<b>Sequence:</b>	SAILGTEKSTDGSKDVVEIAVPENLVGAILGKGGKTLVEYQELTGARIQIS KKGEFVPGTRNRKVTITGTPAATQAAQYLITQRITYEQGVRAANPQKVG
<b>Host:</b>	Mouse
<b>Reactivity:</b>	Human, Rat
<b>Isotype:</b>	IgG1 Kappa

**Quality Control Testing:** Antibody Reactive Against Recombinant Protein.



Western Blot detection against Immunogen (36.52 KDa) .

**Storage Buffer:** In 1x PBS, pH 7.4

**Storage Instruction:** Store at -20°C or lower. Aliquot to avoid repeated freezing and thawing.

**MSDS:** [Download](#)


**Datasheet:** [Download](#)

### Applications

Western Blot (Cell lysate)

### Application Image

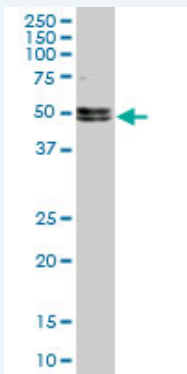
Western Blot (Cell lysate)



[enlarge](#)

Western Blot (Recombinant protein)


ELISA



NOVA1 monoclonal antibody (M10), clone 5D9. Western Blot analysis of NOVA1 expression in PC-12 ( Cat # L012V1 ).

 [Protocol Download](#)

#### Western Blot (Recombinant protein)

 [Protocol Download](#)

#### ELISA

#### Gene Information

**Entrez GeneID:** [4857](#)

**GeneBank** [NM\\_002515](#)

**Accession#:**

**Protein** [NP\\_002506](#)

**Accession#:**

**Gene Name:** NOVA1

**Gene Alias:** Nova-1

**Gene** neuro-oncological ventral antigen 1

**Description:**

**Omim ID:** [602157](#)

**Gene Ontology:** [Hyperlink](#)

**Gene Summary:** This gene encodes a neuron-specific RNA-binding protein, a member of the Nova family of paraneoplastic disease antigens, that is recognized and inhibited by paraneoplastic antibodies. These antibodies are found in the sera of patients with paraneoplastic opsoclonus-ataxia, breast cancer, and small cell lung cancer. Alternatively spliced transcripts encoding distinct isoforms have been described. [provided by RefSeq]

**Other** paraneoplastic Ri antigen,ventral neuron-specific protein 1

**Designations:**

#### Related Disease

[Cardiovascular Diseases](#) [Genetic Predisposition to Disease](#)

[Parkinson Disease](#), [Secondary Schizophrenia](#) [Ventricular Dysfunction, Left](#)