



# SZABO SCANDIC

Part of Europa Biosite

## Produktinformation



Forschungsprodukte & Biochemikalien



Zellkultur & Verbrauchsmaterial



Diagnostik & molekulare Diagnostik



Laborgeräte & Service

Weitere Information auf den folgenden Seiten!  
See the following pages for more information!



### Lieferung & Zahlungsart

siehe unsere [Liefer- und Versandbedingungen](#)

### Zuschläge

- Mindermengenzuschlag
- Trockeneiszuschlag
- Gefahrgutzuschlag
- Expressversand

### SZABO-SCANDIC HandelsgmbH

Quellenstraße 110, A-1100 Wien

T. +43(0)1 489 3961-0

F. +43(0)1 489 3961-7

[mail@szabo-scandic.com](mailto:mail@szabo-scandic.com)

[www.szabo-scandic.com](http://www.szabo-scandic.com)

[linkedin.com/company/szaboscandic](https://www.linkedin.com/company/szaboscandic) 

## NP polyclonal antibody (A01)

Catalog # : H00004860-A01

規格 : [ 50 uL ]

[List All](#)

### Specification

**Product Description:** Mouse polyclonal antibody raised against a partial recombinant NP.

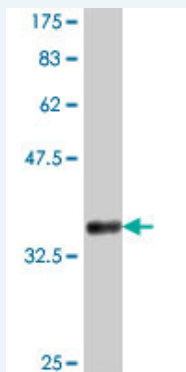
**Immunogen:** NP (NP\_000261, 174 a.a. ~ 283 a.a) partial recombinant protein with GST tag.

**Sequence:** ALSTWKQMGEQRELQEGTYVMVAGPSFETVAECRVLQKLGADAVGMS  
TVPEVIVARHCGLRVFGFSLITNKVIMDYESLEKANHEEVLAAGKQAAQKL  
EQFVSILMASIP

**Host:** Mouse

**Reactivity:** Human

**Quality Control Testing:** Antibody Reactive Against Recombinant Protein.



Western Blot detection against Immunogen (38.21 kDa) .

**Storage Buffer:** 50 % glycerol

**Storage Instruction:** Store at -20°C or lower. Aliquot to avoid repeated freezing and thawing.

**MSDS:** [Download](#)

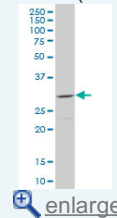
**Datasheet:** [Download](#)

### Applications

Western Blot (Cell lysate)

### Application Image

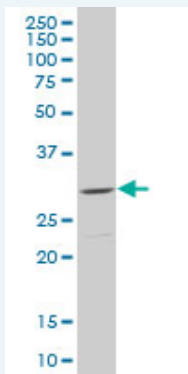
Western Blot (Cell lysate)



[enlarge](#)

Western Blot (Recombinant protein)

ELISA



NP polyclonal antibody (A01), Lot # 051017JC01 Western Blot analysis of NP expression in Jurkat ( Cat # L017V1 ).

 [Protocol Download](#)

**Western Blot (Recombinant protein)**

 [Protocol Download](#)

**ELISA**

**Gene Information**

**Entrez GeneID:** [4860](#)

**GeneBank Accession#:** [NM\\_000270](#)

**Protein Accession#:** [NP\\_000261](#)

**Gene Name:** NP

**Gene Alias:** FLJ94043,FLJ97288,FLJ97312,MGC117396,MGC125915,MGC125916,PNP,PRO1837,PUNP

**Gene Description:** nucleoside phosphorylase

**Omim ID:** [164050](#)

**Gene Ontology:** [Hyperlink](#)

**Gene Summary:** This gene encodes an enzyme which reversibly catalyzes the phosphorolysis of purine nucleosides. The enzyme is trimeric, containing three identical subunits. Mutations which result in nucleoside phosphorylase deficiency result in defective T-cell (cell-mediated) immunity but can also affect B-cell immunity and antibody responses. Neurologic disorders may also be apparent in patients with immune defects. A known polymorphism at aa position 51 that does not affect enzyme activity has been described. A pseudogene has been identified on chromosome 2. [provided by RefSeq]

**Other Designations:** inosine phosphorylase,purine nucleoside phosphorylase

**Gene Pathway**

[Biosynthesis of alkaloids derived from histidine and purine](#) [Metabolic pathways](#) [Nicotinate and nicotinamide metabolism](#) [Purine metabolism](#) [Pyrimidine metabolism](#)

**Related Disease**

[Alzheimer Disease](#) [Alzheimer disease](#) [Cognition Disorders](#) [Disease Progression](#) [Genetic Predisposition to Disease](#)

---

---

[服務條款](#) | [隱私權政策](#) | [著作及商標](#) | [網站地圖](#)

©2016 亞諾法生技股份有限公司 Abnova Corporation. 版權所有.