



# SZABO SCANDIC

Part of Europa Biosite

## Produktinformation



Forschungsprodukte & Biochemikalien



Zellkultur & Verbrauchsmaterial



Diagnostik & molekulare Diagnostik



Laborgeräte & Service

Weitere Information auf den folgenden Seiten!  
See the following pages for more information!



### Lieferung & Zahlungsart

siehe unsere [Liefer- und Versandbedingungen](#)

### Zuschläge

- Mindermengenzuschlag
- Trockeneiszuschlag
- Gefahrgutzuschlag
- Expressversand

### SZABO-SCANDIC HandelsgmbH

Quellenstraße 110, A-1100 Wien

T. +43(0)1 489 3961-0

F. +43(0)1 489 3961-7

[mail@szabo-scandic.com](mailto:mail@szabo-scandic.com)

[www.szabo-scandic.com](http://www.szabo-scandic.com)

[linkedin.com/company/szaboscandic](https://www.linkedin.com/company/szaboscandic) 

## NPAS2 monoclonal antibody (M03), clone 6C9

Catalog # : H00004862-M03

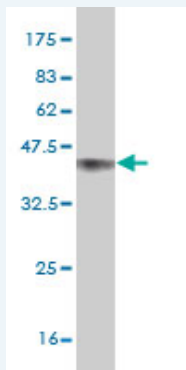
規格 : [ 50 ug ]

List All

### Specification

<b>Product Description:</b>	Mouse monoclonal antibody raised against a partial recombinant NPAS2.
<b>Immunogen:</b>	NPAS2 (NP_002509, 646 a.a. ~ 738 a.a) partial recombinant protein with GST tag. MW of the GST tag alone is 26 KDa.
<b>Sequence:</b>	NLTTPASTSQDASQCQPSPDFSHDRQLRLLLSQPIQPMMPGSCDARQP SEVSRTGRQVKYAQSQTVFQNPDAHPANSSSAPMPVLLMGQAVLH
<b>Host:</b>	Mouse
<b>Reactivity:</b>	Human
<b>Isotype:</b>	IgG2a Kappa

**Quality Control Testing:** Antibody Reactive Against Recombinant Protein.



Western Blot detection against Immunogen (35.97 KDa) .

**Storage Buffer:** In 1x PBS, pH 7.4

**Storage Instruction:** Store at -20°C or lower. Aliquot to avoid repeated freezing and thawing.

**MSDS:** [Download](#)


**Datasheet:** [Download](#)

### Applications

Western Blot (Transfected lysate)

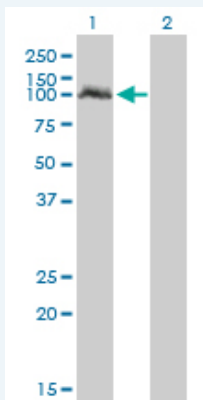
### Application Image

Western Blot (Transfected lysate)



Western Blot (Recombinant protein)

ELISA



Western Blot analysis of NPAS2 expression in transfected 293T cell line by NPAS2 monoclonal antibody (M03), clone 6C9.

Lane 1: NPAS2 transfected lysate(91.8 kDa).  
Lane 2: Non-transfected lysate.

[Protocol Download](#)

### Western Blot (Recombinant protein)

[Protocol Download](#)

### ELISA

### Gene Information

Entrez GeneID: [4862](#)

GeneBank [NM\\_002518](#)  
Accession#:

Protein [NP\\_002509](#)  
Accession#:

Gene Name: NPAS2

Gene Alias: FLJ23138,MGC71151,MOP4,PASD4,bHLHe9

Gene neuronal PAS domain protein 2  
Description:

Omim ID: [603347](#)

Gene Ontology: [Hyperlink](#)

**Gene Summary:** The protein encoded by this gene is a member of the basic helix-loop-helix (bHLH)-PAS family of transcription factors. A similar mouse protein may play a regulatory role in the acquisition of specific types of memory. It also may function as a part of a molecular clock operative in the mammalian forebrain. [provided by RefSeq]

Other member of PAS superfamily 4,neuronal PAS2  
Designations:

### Gene Pathway

[Circadian rhythm - mammal](#)

### Related Disease

[Adenocarcinoma](#) [Alcoholism](#) [Autistic Disorder](#) [Bipolar Disorder](#) [Breast cancer](#)  
[Breast Neoplasms](#) [Cardiovascular Diseases](#) [Chronobiology Disorders](#) [Depressive Disorder](#)  
[Depressive Disorder, Major](#) [Diabetes Mellitus, Type 2](#) [Edema](#)  
[Genetic Predisposition to Disease](#) [Interview, Psychological](#) [Lymphoma, B-Cell](#)  
[Lymphoma, Non-Hodgkin](#) [Mood Disorders](#) [Prostate cancer](#) [Prostatic Neoplasms](#)

[... see more](#)

---

[服務條款](#) | [隱私權政策](#) | [著作及商標](#) | [網站地圖](#)

©2016 亞諾法生技股份有限公司 Abnova Corporation. 版權所有.