



SZABO SCANDIC

Part of Europa Biosite

Produktinformation



Forschungsprodukte & Biochemikalien



Zellkultur & Verbrauchsmaterial



Diagnostik & molekulare Diagnostik



Laborgeräte & Service

Weitere Information auf den folgenden Seiten!
See the following pages for more information!



Lieferung & Zahlungsart

siehe unsere [Liefer- und Versandbedingungen](#)

Zuschläge

- Mindermengenzuschlag
- Trockeneiszuschlag
- Gefahrgutzuschlag
- Expressversand

SZABO-SCANDIC HandelsgmbH

Quellenstraße 110, A-1100 Wien

T. +43(0)1 489 3961-0

F. +43(0)1 489 3961-7

mail@szabo-scandic.com

www.szabo-scandic.com

[linkedin.com/company/szaboscandic](https://www.linkedin.com/company/szaboscandic) 

NPTX1 purified MaxPab mouse polyclonal antibody (B01P) MaxPab®

Catalog # : H00004884-B01P

規格 : [50 ug]

[List All](#)

Specification

Product Description: Mouse polyclonal antibody raised against a full-length human NPTX1 protein.

Immunogen: NPTX1 (ACE87289.1, 1 a.a. ~ 432 a.a) full-length human protein.

Sequence:
 MPAGRAARTCALLALCLLGAGAQDFGPTRFICTSVPVDADMCAASVAA
 GGAEELRSSVLQLRETVLQQKETILSQKETIRELTAKLGRCESQSTLDPG
 AGEARAGGGRKQPGSGKNTMGDLRTPAAETLSQLGQTLQSLKTRLE
 NLEQYSRLNSSQTNSLKDLLQSKIDELERQVLSRVNTLEEGKGGPRND
 TEERVKIETALTSLHQRRISELEKQKQDNRPQDKFQLTFPLRTNYMYAKVK
 KSLPEMYAFTVCMWLKSSATPGVGTFFSYAVPGQANELVLEWGNMNM
 EILINDKVAKLPFVINDGKWHHCVTWTRDGVWEAYQDGTQGGSGENL
 APYHPIKPQGVVLVGGQEQDTLGGGFDATQAFVGEALAHFNWDRKLTPE
 VYNLATCSTKALSGNVAWAESHIEYGGATKWTFEACRQIN

Host: Mouse

Reactivity: Human

Quality Control Testing: Antibody reactive against mammalian transfected lysate.

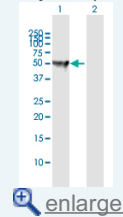
Storage Buffer: In 1x PBS, pH 7.4


Storage Instruction: Store at -20°C or lower. Aliquot to avoid repeated freezing and thawing.

Datasheet:  [Download](#)

Application Image

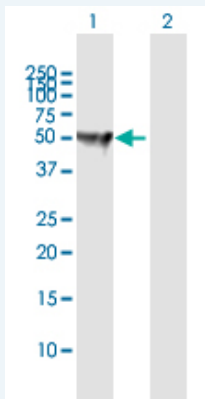
Western Blot (Transfected lysate)



 [enlarge](#)

Applications


Western Blot (Transfected lysate)



Western Blot analysis of NPTX1 expression in transfected 293T cell line ([H00004884-T01](#)) by NPTX1 MaxPab polyclonal antibody.

Lane 1: NPTX1 transfected lysate(47.52 KDa).

Lane 2: Non-transfected lysate.

 [Protocol Download](#)

Gene Information

Entrez GeneID: [4884](#)

**GeneBank
Accession#:** [EU831771.1](#)

**Protein
Accession#:** [ACE87289.1](#)

Gene Name: NPTX1

Gene Alias: DKFZp686J2446,MGC105123,NP1

**Gene
Description:** neuronal pentraxin I

Omim ID: [602367](#)

Gene Ontology: [Hyperlink](#)

Gene Summary: NPTX1 is a member of the neuronal pentraxin gene family. Neuronal pentraxin 1 is similar to the rat NP1 gene which encodes a binding protein for the snake venom toxin taipoxin. Human NPTX1 mRNA is exclusively localized to the nervous system. [provided by RefSeq]

**Other
Designations:** -

[服務條款](#) | [隱私權政策](#) | [著作及商標](#) | [網站地圖](#)

©2016 亞諾法生技股份有限公司 Abnova Corporation. 版權所有.