



SZABO SCANDIC

Part of Europa Biosite

Produktinformation



Forschungsprodukte & Biochemikalien



Zellkultur & Verbrauchsmaterial



Diagnostik & molekulare Diagnostik



Laborgeräte & Service

Weitere Information auf den folgenden Seiten!
See the following pages for more information!



Lieferung & Zahlungsart

siehe unsere [Liefer- und Versandbedingungen](#)

Zuschläge

- Mindermengenzuschlag
- Trockeneiszuschlag
- Gefahrgutzuschlag
- Expressversand

SZABO-SCANDIC HandelsgmbH

Quellenstraße 110, A-1100 Wien

T. +43(0)1 489 3961-0

F. +43(0)1 489 3961-7

mail@szabo-scandic.com

www.szabo-scandic.com

[linkedin.com/company/szaboscandic](https://www.linkedin.com/company/szaboscandic) 

NPY5R purified MaxPab mouse polyclonal antibody (B01P) MaxPab®

Catalog # : H00004889-B01P

規格 : [50 ug]

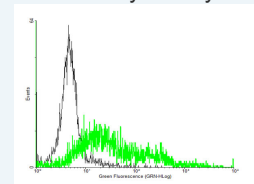
[List All](#)

Specification

Product Description:	Mouse polyclonal antibody raised against a full-length human NPY5R protein.
Immunogen:	NPY5R (NP_006165.1, 1 a.a. ~ 445 a.a) full-length human protein.
Sequence:	MDLELDEYYNKTLATENNTAATRNSDFPVWDDYKSSVDDLQYFLIGLYT FVSLLDQWMFGKVMCHIMPFLQCVSVLVSTLILISIAVRYHMIKHPISNNLTA NHGYFLIATVWTLGFAICSPLPVHSLVELQETFGSALLSSRYLCVESWP SDSYRIAFTISLLLVQYILPLVCLTVSHTSVCRSISCGLSNKENRLEENEMIN LTLHPSKKSGPQVKLSGSHKWSYSFIKKHRRRYSKKTACVLPAPERPSQ ENHSRILPENFGSVRSQSSSKFIPGVPTCFEIKPEENS DVHEL RVKRSV TRIKKRSRSV FYRLTILILVFAVSWMPLHLFHVVTDFNDNLISNRHF KLVYCI CHLLGMMSCCLNPILYGLNNGIKADLVSLIHCLHM
Host:	Mouse
Reactivity:	Human
Quality Control Testing:	Antibody reactive against mammalian transfected lysate.
Storage Buffer:	In 1x PBS, pH 7.4
Storage Instruction:	Store at -20°C or lower. Aliquot to avoid repeated freezing and thawing.
MSDS:	Download
Datasheet:	Download

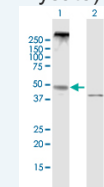
Application Image

Flow Cytometry



[enlarge](#)

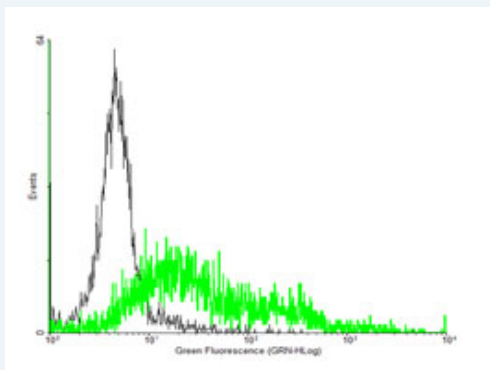
Western Blot (Transfected lysate)



[enlarge](#)

Applications


Flow Cytometry



[enlarge this image](#)

FACS analysis of negative control 293 cells (Black) and NPY5R expressing 293 cells (Green) using NPY5R purified MaxPab mouse polyclonal antibody.

Western Blot (Transfected lysate)



Western Blot analysis of NPY5R expression in transfected 293T cell line ([H00004889-T01](#)) by NPY5R MaxPab polyclonal antibody.

Lane 1: NPY5R transfected lysate(48.95 KDa).
Lane 2: Non-transfected lysate.

[Protocol Download](#)

Gene Information

Entrez GeneID: [4889](#)

GeneBank [NM_006174](#)

Accession#:

Protein [NP_006165.1](#)

Accession#:

Gene Name: NPY5R

Gene Alias: NPYR5

Gene neuropeptide Y receptor Y5

Description:

Omim ID: [602001](#)

Gene Ontology: [Hyperlink](#)

Other -

Designations:

Gene Pathway

[Neuroactive ligand-receptor interaction](#)

Related Disease

[Alcoholism](#) [Anorexia Nervosa](#) [Appetite](#) [Attention Deficit Disorder with Hyperactivity](#)
[Autistic Disorder](#) [Bulimia](#) [Cocaine-Related Disorders](#) [Diabetes Mellitus, Type 2](#)
[Disease Models, Animal](#) [Dyslipidemias](#) [Genetic Predisposition to Disease](#)
[Hypercholesterolemia](#) [Hypertrophy, Left Ventricular](#) [Liver Diseases](#) [Mental Disorders](#)
[Metabolic Syndrome X](#) [NARP](#) [Obesity](#) [Obesity](#)

... see more