



# SZABO SCANDIC

Part of Europa Biosite

## Produktinformation



Forschungsprodukte & Biochemikalien



Zellkultur & Verbrauchsmaterial



Diagnostik & molekulare Diagnostik



Laborgeräte & Service

Weitere Information auf den folgenden Seiten!  
See the following pages for more information!



### Lieferung & Zahlungsart

siehe unsere [Liefer- und Versandbedingungen](#)

### Zuschläge

- Mindermengenzuschlag
- Trockeneiszuschlag
- Gefahrgutzuschlag
- Expressversand

### SZABO-SCANDIC HandelsgmbH

Quellenstraße 110, A-1100 Wien

T. +43(0)1 489 3961-0

F. +43(0)1 489 3961-7

[mail@szabo-scandic.com](mailto:mail@szabo-scandic.com)

[www.szabo-scandic.com](http://www.szabo-scandic.com)

[linkedin.com/company/szaboscandic](https://www.linkedin.com/company/szaboscandic) 

## NRF1 monoclonal antibody (M02), clone 1B9

Catalog # : H00004899-M02

規格 : [ 100 ug ]

List All

### Specification

**Product Description:** Mouse monoclonal antibody raised against a partial recombinant NRF1.

**Immunogen:** NRF1 (NP\_005002, 201 a.a. ~ 285 a.a) partial recombinant protein with GST tag. MW of the GST tag alone is 26 KDa.

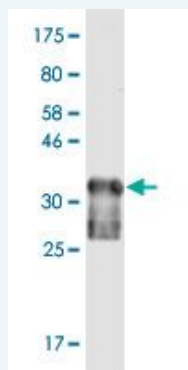
**Sequence:** TQAQLRAFIPEMLKYSTGRGKPGWGKESCKPIWWPEDIPWANVRSDVR  
TEEQKQRVSWTQALRTIVKNCYKQHGREDLLYAFEDQ

**Host:** Mouse

**Reactivity:** Human

**Isotype:** IgG1 Kappa

**Quality Control Testing:** Antibody Reactive Against Recombinant Protein.



Western Blot detection against Immunogen (35.09 KDa) .

**Storage Buffer:** In 1x PBS, pH 7.4

**Storage Instruction:** Store at -20°C or lower. Aliquot to avoid repeated freezing and thawing.

**MSDS:** [Download](#)


**Datasheet:** [Download](#)

### Applications

Western Blot (Transfected lysate)

### Application Image


Western Blot (Transfected lysate)



[enlarge](#)

Western Blot (Recombinant protein)

ELISA



Western Blot analysis of NRF1 expression in transfected 293T cell line by NRF1 monoclonal antibody (M02), clone 1B9.

Lane 1: NRF1 transfected lysate (Predicted MW: 55.7 KDa).  
Lane 2: Non-transfected lysate.

 [Protocol Download](#)

#### Western Blot (Recombinant protein)

 [Protocol Download](#)

#### ELISA

#### Gene Information

Entrez GeneID: [4899](#)

GeneBank Accession#: [NM\\_005011](#)

Protein Accession#: [NP\\_005002](#)

Gene Name: NRF1

Gene Alias: ALPHA-PAL

Gene Description: nuclear respiratory factor 1

Omim ID: [600879](#)

Gene Ontology: [Hyperlink](#)

**Gene Summary:** This gene encodes a protein that homodimerizes and functions as a transcription factor which activates the expression of some key metabolic genes regulating cellular growth and nuclear genes required for respiration, heme biosynthesis, and mitochondrial DNA transcription and replication. The protein has also been associated with the regulation of neurite outgrowth. Alternate transcriptional splice variants, which encode the same protein, have been characterized. Additional variants encoding different protein isoforms have been described but they have not been fully characterized. Confusion has occurred in bibliographic databases due to the shared symbol of NRF1 for this gene and for "nuclear factor (erythroid-derived 2)-like 1" which has an official symbol of NFE2L1. [provided by RefSeq]

Other Designations: OTTHUMP00000184912,alpha palindromic-binding protein

#### Gene Pathway

[Huntington's disease](#)

## Related Disease

[Alzheimer Disease](#) [Alzheimer disease](#) [Cardiovascular Diseases](#) [Diabetes Complications](#)  
[Diabetes Mellitus, Type 2](#) [Edema](#) [Genetic Predisposition to Disease](#) [Metabolic Syndrome X](#)  
[Neoplasms](#) [Osteoporosis](#)

---

[服務條款](#) | [隱私權政策](#) | [著作及商標](#) | [網站地圖](#)

©2016 亞諾法生技股份有限公司 Abnova Corporation. 版權所有.