



SZABO SCANDIC

Part of Europa Biosite

Produktinformation



Forschungsprodukte & Biochemikalien



Zellkultur & Verbrauchsmaterial



Diagnostik & molekulare Diagnostik



Laborgeräte & Service

Weitere Information auf den folgenden Seiten!
See the following pages for more information!



Lieferung & Zahlungsart

siehe unsere [Liefer- und Versandbedingungen](#)

Zuschläge

- Mindermengenzuschlag
- Trockeneiszuschlag
- Gefahrgutzuschlag
- Expressversand

SZABO-SCANDIC HandelsgmbH

Quellenstraße 110, A-1100 Wien

T. +43(0)1 489 3961-0

F. +43(0)1 489 3961-7

mail@szabo-scandic.com

www.szabo-scandic.com

[linkedin.com/company/szaboscandic](https://www.linkedin.com/company/szaboscandic) 

NRF1 Validated Chimera RNAi

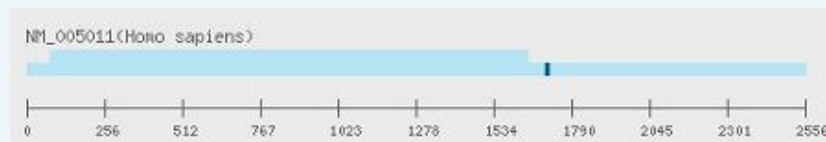
Catalog # : H00004899-R01V

規格 : [10 nmol] [20 nmol]

List All

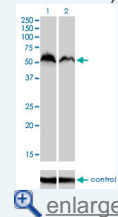
Specification

Product Description:	Homo sapiens nuclear respiratory factor 1 (NRF1), mRNA.
Reactivity:	Human
Supplied Product:	DEPC water
Target Refseq:	NM_005011
Storage Instruction:	Store at -20°C, do not exceed 4 - 5 freeze-thaw cycles to ensure product integrity.
Note:	Position of the Chimera RNAi.



Application Image

RNAi Knockdown (Antibody validated)

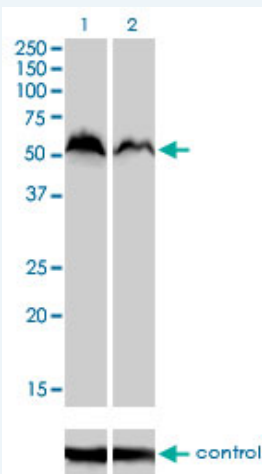


Publication Reference


- [dsCheck: highly sensitive off-target search software for double-stranded RNA-mediated RNA interference.](#)
Naito Y, Yamada T, Matsumiya T, Ui-Tei K, Saigo K, Morishita S. *Nucleic Acids Res.* 2005 Jul 1;33(Web Server issue):W589-91.
- [Functional dissection of siRNA sequence by systematic DNA substitution: modified siRNA with a DNA seed arm is a powerful tool for mammalian gene silencing with significantly reduced off-target effect.](#)
Ui-Tei K, Naito Y, Zenno S, Nishi K, Yamato K, Takahashi F, Juni A, Saigo K. *Nucleic Acids Res.* 2008 Apr;36(7):2136-51. Epub 2008 Feb 11.
- [Guidelines for the selection of highly effective siRNA sequences for mammalian and chick RNA interference.](#)
Ui-Tei K, Naito Y, Takahashi F, Haraguchi T, Ohki-Hamazaki H, Juni A, Ueda R, Saigo K. *Nucleic Acids Res.* 2004 Feb 9;32(3):936-48. Print 2004.
- [siDirect: highly effective, target-specific siRNA design software for mammalian RNA interference.](#)
Naito Y, Yamada T, Ui-Tei K, Morishita S, Saigo K. *Nucleic Acids Res.* 2004 Jul 1;32(Web Server issue):W124-9.

Applications

RNAi Knockdown (Antibody validated)



Western blot analysis of NRF1 over-expressed 293 cell line, cotransfected with NRF1 Validated Chimera RNAi (Cat # H00004899-R01V) (Lane 2) or non-transfected control (Lane 1). Blot probed with NRF1 monoclonal antibody (M01), clone 2F9 (Cat # H00004899-M01). GAPDH (36.1 kDa) used as specificity and loading control.

 [Protocol Download](#)

Gene Information

Entrez GeneID: [4899](#)

Gene Name: NRF1

Gene Alias: ALPHA-PAL

Gene Description: nuclear respiratory factor 1

Omim ID: [600879](#)

Gene Ontology: [Hyperlink](#)

Gene Summary: This gene encodes a protein that homodimerizes and functions as a transcription factor which activates the expression of some key metabolic genes regulating cellular growth and nuclear genes required for respiration, heme biosynthesis, and mitochondrial DNA transcription and replication. The protein has also been associated with the regulation of neurite outgrowth. Alternate transcriptional splice variants, which encode the same protein, have been characterized. Additional variants encoding different protein isoforms have been described but they have not been fully characterized. Confusion has occurred in bibliographic databases due to the shared symbol of NRF1 for this gene and for "nuclear factor (erythroid-derived 2)-like 1" which has an official symbol of NFE2L1. [provided by RefSeq]

Other Designations: OTTHUMP00000184912,alpha palindromic-binding protein

Gene Pathway

[Huntington's disease](#)

Related Disease

[Alzheimer Disease](#) [Alzheimer disease](#) [Cardiovascular Diseases](#) [Diabetes Complications](#) [Diabetes Mellitus, Type 2](#) [Edema](#) [Genetic Predisposition to Disease](#) [Metabolic Syndrome X](#) [Neoplasms](#) [Osteoporosis](#)

