



# SZABO SCANDIC

Part of Europa Biosite

## Produktinformation



Forschungsprodukte & Biochemikalien



Zellkultur & Verbrauchsmaterial



Diagnostik & molekulare Diagnostik



Laborgeräte & Service

Weitere Information auf den folgenden Seiten!  
See the following pages for more information!



### Lieferung & Zahlungsart

siehe unsere [Liefer- und Versandbedingungen](#)

### Zuschläge

- Mindermengenzuschlag
- Trockeneiszuschlag
- Gefahrgutzuschlag
- Expressversand

### SZABO-SCANDIC HandelsgmbH

Quellenstraße 110, A-1100 Wien

T. +43(0)1 489 3961-0

F. +43(0)1 489 3961-7

[mail@szabo-scandic.com](mailto:mail@szabo-scandic.com)

[www.szabo-scandic.com](http://www.szabo-scandic.com)

[linkedin.com/company/szaboscandic](https://www.linkedin.com/company/szaboscandic) 

## YBX1 MaxPab rabbit polyclonal antibody (D01) MaxPab®

Catalog # : H00004904-D01

規格 : [ 100 uL ]

[List All](#)

### Specification

**Product Description:** Rabbit polyclonal antibody raised against a full-length human YBX1 protein.

**Immunogen:** YBX1 (NP\_004550.2, 1 a.a. ~ 324 a.a) full-length human protein.

**Sequence:**  
 MSSEAETQPPAAPPAALSAADTKPGTTGSGAGSGGPGGLTSAAPA  
 GGDKKVIATKVLGTVKWFNVRNGYGFINRNDTKEDVFVHQTAIKKNNPRK  
 YLRVGDGETVEFDVVEGEKGAEANVTGPGGVPVQGSKYAADRNHY  
 RRYPRRRGPPRNYQQNYQNSESGEKNEGSESAPEGQAQRRPYRRR  
 RFPPYYMRRPYGRRPQYSNPPVQGEVMEGADNQGAGEQGRPVRQNM  
 YRGYRPRFRGPPRQRQRPREDGNEEDKENQGDETQGQPPQRRYRR  
 NFNYYYYRRPENPKPQDGKETKAADPPAENSSAPEAEQGGAE

**Host:** Rabbit

**Reactivity:** Human

**Quality Control Testing:** Antibody reactive against mammalian transfected lysate.

**Storage Buffer:** No additive


**Storage Instruction:** Store at -20°C or lower. Aliquot to avoid repeated freezing and thawing.

**MSDS:**  [Download](#)

**Datasheet:**  [Download](#)

### Applications


#### Western Blot (Transfected lysate)



Western Blot analysis of YBX1 expression in transfected 293T cell line (H00004904-T01) by YBX1 MaxPab polyclonal antibody.

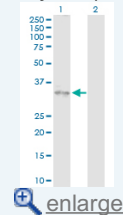
Lane 1: YBX1 transfected lysate(35.90 KDa).


Lane 2: Non-transfected lysate.

 [Protocol Download](#)

### Application Image

Western Blot (Transfected lysate)



 [enlarge](#)

## Gene Information

---

**Entrez GeneID:** [4904](#)

---

**GeneBank  
Accession#:** [NM\\_004559.3](#)

---

**Protein  
Accession#:** [NP\\_004550.2](#)

---

**Gene Name:** YBX1

---

**Gene Alias:** BP-8, CSDA2, CSDB, DBPB, MDR-  
NF1, MGC104858, MGC110976, MGC117250, NSEP-1, NSEP1, YB-1, YB1

---

**Gene  
Description:** Y box binding protein 1

---

**Omim ID:** [154030](#)

---

**Gene Ontology:** [Hyperlink](#)

---

**Other  
Designations:** DNA-binding protein B, OTTHUMP0000008731, major histocompatibility  
complex, class II, Y box-binding protein I, nuclease sensitive element  
binding protein 1

---

---

[服務條款](#) | [隱私權政策](#) | [著作及商標](#) | [網站地圖](#)

©2016 亞諾法生技股份有限公司 Abnova Corporation. 版權所有.