



SZABO SCANDIC

Part of Europa Biosite

Produktinformation



Forschungsprodukte & Biochemikalien



Zellkultur & Verbrauchsmaterial



Diagnostik & molekulare Diagnostik



Laborgeräte & Service

Weitere Information auf den folgenden Seiten!
See the following pages for more information!



Lieferung & Zahlungsart

siehe unsere [Liefer- und Versandbedingungen](#)

Zuschläge

- Mindermengenzuschlag
- Trockeneiszuschlag
- Gefahrgutzuschlag
- Expressversand

SZABO-SCANDIC HandelsgmbH

Quellenstraße 110, A-1100 Wien

T. +43(0)1 489 3961-0

F. +43(0)1 489 3961-7

mail@szabo-scandic.com

www.szabo-scandic.com

[linkedin.com/company/szaboscandic](https://www.linkedin.com/company/szaboscandic) 



NSF purified MaxPab rabbit polyclonal antibody (D01P) MaxPab®

Catalog # : H00004905-D01P

規格 : [100 ug]

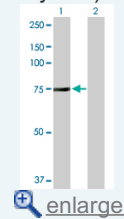
[List All](#)

Specification

Product Description:	Rabbit polyclonal antibody raised against a full-length human NSF protein.
Immunogen:	NSF (AAH30613.1, 1 a.a. ~ 744 a.a) full-length human protein.
Sequence:	MAGRSMQAARCPDDELSTNCAVWNEKDFQSGQHVVIRTSPNHRYTFT LKT HPSVVPGSIAFSLPQRKWAGLSIGQEIEVSLYTFDKAKQCIGTMTIEID FLQKKSIDSNPYDTDKMAAEFIQQFNNQAFSVGQQLVFSFNEKLFGLLVK DIEAMDPSILKGEFATGKRQKIEVGLVVGNSQVAFKAENSSLNLIGKAKT KENRQSIINPDWNFEKMGIGGLDKEFSDIFRRAFASRVFPPEIVEQMGCK HVKGILLYGPPGCGKTLARQIGKMLNAREPKV VNGPEILNKYVGESEANI RKL FADAEERRLGANSGLHIIIFDEIDAICKQRGSMAGSTGVHDTV VNQ LLSKIDGVEQLNNILVIGMTNRPDLIDEALLRPGRLEV KMEIGLPDEKGR LQ ILHIHTARMRGHQLLSADVDIKELAVETKNFSGAELEGLVRAAQSTAMNR HIKASTKVEVDMKAESLQVTRGDFLASLENDIKPAFGTNQEDYASYIMN GIIKWGDPVTRVLDGELLVQQTKNSDRTPLVSVLLEGP HSGKTA LAA KIAEESNFPFIKICSPDKMIGFSETAKCQAMKIFDDAYKSQLSCV VDDIE RLLDYVPIGPRFSNLVLQALLVLLKAPPQGRKLLIIGTT SRKDV LQEMEM LNAFSTTIHVPNIATGEQLLEALELLGNFKDKERTTIAQQVKGK VVIGIKK LLMLIEMSLQMDPEYRVRKFLALLREEGASPLDFD
Host:	Rabbit
Reactivity:	Human
Quality Control Testing:	Antibody reactive against mammalian transfected lysate.
Storage Buffer:	In 1x PBS, pH 7.4
Storage Instruction:	Store at -20°C or lower. Aliquot to avoid repeated freezing and thawing.
MSDS:	 Download
Datasheet:	 Download

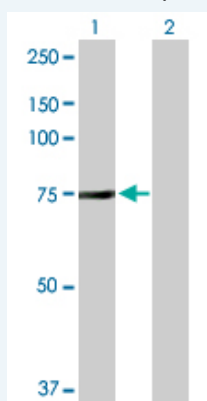
Application Image

Western Blot (Transfected lysate)



Applications

Western Blot (Transfected lysate)



Western Blot analysis of NSF expression in transfected 293T cell line ([H00004905-T02](#)) by NSF MaxPab polyclonal antibody.

Lane 1: NSF transfected lysate(82.60 KDa).

Lane 2: Non-transfected lysate.

 [Protocol Download](#)

Gene Information

Entrez GeneID: [4905](#)

**GeneBank
Accession#:** [BC030613.2](#)

**Protein
Accession#:** [AAH30613.1](#)

Gene Name: NSF

Gene Alias: SKD2

**Gene
Description:** N-ethylmaleimide-sensitive factor

Omim ID: [601633](#)

Gene Ontology: [Hyperlink](#)

**Other
Designations:** N-ethylmaleimide-sensitive factor-like protein,OTTHUMP00000166031

Related Disease

[Anorexia Nervosa](#) [Bipolar Disorder](#) [Bulimia](#) [Genetic Predisposition to Disease](#)
[Mental Disorders](#) [Neurodegenerative Diseases](#) [Schizophrenia](#) [Schizophrenia](#)
[Supranuclear Palsy, Progressive](#)

[服務條款](#) | [隱私權政策](#) | [著作及商標](#) | [網站地圖](#)

©2016 亞諾法生技股份有限公司 Abnova Corporation. 版權所有.