



SZABO SCANDIC

Part of Europa Biosite

Produktinformation



Forschungsprodukte & Biochemikalien



Zellkultur & Verbrauchsmaterial



Diagnostik & molekulare Diagnostik



Laborgeräte & Service

Weitere Information auf den folgenden Seiten!
See the following pages for more information!



Lieferung & Zahlungsart

siehe unsere [Liefer- und Versandbedingungen](#)

Zuschläge

- Mindermengenzuschlag
- Trockeneiszuschlag
- Gefahrgutzuschlag
- Expressversand

SZABO-SCANDIC HandelsgmbH

Quellenstraße 110, A-1100 Wien

T. +43(0)1 489 3961-0

F. +43(0)1 489 3961-7

mail@szabo-scandic.com

www.szabo-scandic.com

[linkedin.com/company/szaboscandic](https://www.linkedin.com/company/szaboscandic) 

NR4A2 monoclonal antibody (M01), clone 2B11

Catalog # : H00004929-M01


規格 : [100 ug]

[List All](#)

Specification

Product Description:	Mouse monoclonal antibody raised against a partial recombinant NR4A2.
Immunogen:	NR4A2 (AAH66890, 71 a.a. ~ 170 a.a) partial recombinant protein with GST tag. MW of the GST tag alone is 26 KDa.
Sequence:	GFQVQHSPMWDDPGSLHNFHQNYVATTHMIEQRKTPVSRLSLFSFKQS PPGTPVSSCQMRFDGPLHVPMPNPEPAGSHHVVDGQTFVAVPNPIRKPAS MGFP
Host:	Mouse
Reactivity:	Human
Isotype:	IgG2a Kappa

Quality Control Testing: Antibody Reactive Against Recombinant Protein.



Western Blot detection against Immunogen (36.63 KDa) .

Storage Buffer: In 1x PBS, pH 7.4

Storage Instruction: Store at -20°C or lower. Aliquot to avoid repeated freezing and thawing.

MSDS: [Download](#)


Datasheet: [Download](#)

Applications

Western Blot (Cell lysate)

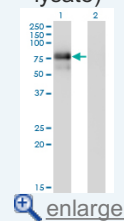
Application Image

Western Blot (Cell lysate)



[enlarge](#)

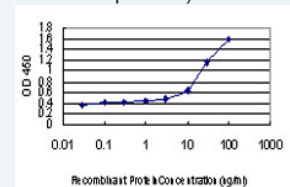
Western Blot (Transfected lysate)



[enlarge](#)

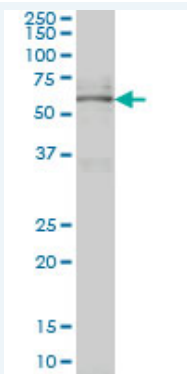
Western Blot (Recombinant protein)

Sandwich ELISA (Recombinant protein)



[enlarge](#)

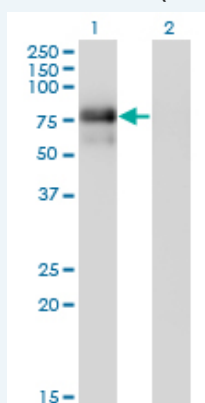
ELISA



NR4A2 monoclonal antibody (M01), clone 2B11 Western Blot analysis of NR4A2 expression in HeLa S3 NE (Cat # L013V3).

[Protocol Download](#)

Western Blot (Transfected lysate)



Western Blot analysis of NR4A2 expression in transfected 293T cell line by NR4A2 monoclonal antibody (M01), clone 2B11.

Lane 1: NR4A2 transfected lysate(66.6 kDa).

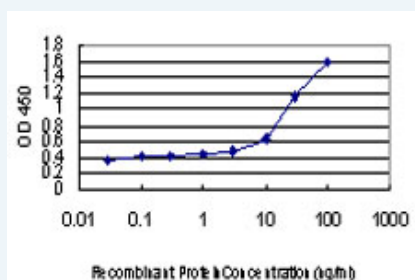
Lane 2: Non-transfected lysate.

[Protocol Download](#)

Western Blot (Recombinant protein)

[Protocol Download](#)

Sandwich ELISA (Recombinant protein)



Detection limit for recombinant GST tagged NR4A2 is approximately 0.03ng/ml as a capture antibody.

[Protocol Download](#)

ELISA

Gene Information

Entrez GeneID: [4929](#)

GeneBank [BC066890](#)

Accession#:

Protein [AAH66890](#)

Accession#:

Gene Name: NR4A2

Gene Alias: HZF-3,NOT,NURR1,RNR1,TINUR

Gene Description: nuclear receptor subfamily 4, group A, member 2

Omim ID: [168600](#), [601828](#)

Gene Ontology: [Hyperlink](#)

Gene Summary: This gene encodes a member of the steroid-thyroid hormone-retinoid receptor superfamily. The encoded protein may act as a transcription factor. Mutations in this gene have been associated with disorders related to dopaminergic dysfunction, including Parkinson disease, schizophrenia, and manic depression. Misregulation of this gene may be associated with rheumatoid arthritis. Alternatively spliced transcript variants have been described, but their biological validity has not been determined. [provided by RefSeq]

Other Designations: NGFI-B/nur77 beta-type transcription factor homolog,T-cell nuclear receptor NOT,intermediate-early receptor protein,nur related protein-1, human homolog of,orphan nuclear receptor NURR1,transcriptionally inducible nuclear receptor related 1

Related Disease

[Alcoholism](#) [Antisocial Personality Disorder](#) [Attention Deficit Disorder with Hyperactivity](#) [Autistic Disorder](#) [Bipolar Disorder](#) [Calcinosis](#) [Cardiovascular Diseases](#) [Diabetes Mellitus, Type 2](#) [Edema](#) [Genetic Predisposition to Disease](#) [Heroin Dependence](#) [Lewy Body Disease](#) [Mental Disorders](#) [Obesity](#) [Opioid-Related Disorders](#) [Parkinson Disease](#) [Parkinson disease](#) [Parkinsonian Disorders](#) [Schizophrenia](#)

... see more