



SZABO SCANDIC

Part of Europa Biosite

Produktinformation



Forschungsprodukte & Biochemikalien



Zellkultur & Verbrauchsmaterial



Diagnostik & molekulare Diagnostik



Laborgeräte & Service

Weitere Information auf den folgenden Seiten!
See the following pages for more information!



Lieferung & Zahlungsart

siehe unsere [Liefer- und Versandbedingungen](#)

Zuschläge

- Mindermengenzuschlag
- Trockeneiszuschlag
- Gefahrgutzuschlag
- Expressversand

SZABO-SCANDIC HandelsgmbH

Quellenstraße 110, A-1100 Wien

T. +43(0)1 489 3961-0

F. +43(0)1 489 3961-7

mail@szabo-scandic.com

www.szabo-scandic.com

[linkedin.com/company/szaboscandic](https://www.linkedin.com/company/szaboscandic) 



NVL purified MaxPab mouse polyclonal antibody (B01P) MaxPab®

Catalog # : H00004931-B01P

規格 : [50 ug]

[List All](#)

Specification

Product Description:	Mouse polyclonal antibody raised against a full-length human NVL protein.
Immunogen:	NVL (AAH12105.1, 1 a.a. ~ 659 a.a) full-length human protein.
Sequence:	MEDYPDPQDSKSSLLESDMKRKGKLNKNGSKRKKEDLQEV DGEIEAVL QKKAKARGLEFQISNVKFEVGGNDMTLKEVCKMLIHRHPEVYHHLGV VPPRGVLLHGPPGCGKTL LAHAIAGELDLPIKVAPEIVSGVSGESEQL RELFEQAVSNAPCIIFIDEIDAITPKREVASKDMERRIVAQLLTCMDDLNNV AATARVLVIGATNRPDSLDPALRRAGRFDR EICLGIPDEASRERILQTLCR KLRLPQAFDFCHLAHLTPGFVGADLMALCREAAMCAVNRVLMKLQEQQ KKNPEMEDLPSKGVQEERLGT EPTSETQDELQRLGLLRDQDPLSEEQ MQGLCIELNDFIVALSSVQPSAKREGFVTVPNVTWADIGALEDIREELTMA ILAPVRNPDQFKALGLVTPAGVLLAGPPGCGKTL LAKAVANESGLNFISV KGPPELLNMYVGESERAVRQVFQRAKNSAPCVIFFDEVDALCPRRS DRET GASVRVNNQLLTEM DGLEARQQVFIMAATNRPDIIDPAILRPGRLDKTLFV GLPPPADRLAILKTTITKNGTKPPLDADVNL EAIAGDLRCDCYT GADLSALV REASICALRQEMARQKSGNEKGELKVSHKHFE EAFKKVRSSISKDQIMY ERLQESLSR
Host:	Mouse
Reactivity:	Human
Quality Control Testing:	Antibody reactive against mammalian transfected lysate.
Storage Buffer:	In 1x PBS, pH 7.4
Storage Instruction:	Store at -20°C or lower. Aliquot to avoid repeated freezing and thawing.
MSDS:	 Download
Datasheet:	 Download

Publication Reference

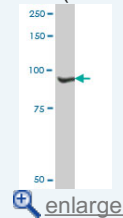
1. [The AAA-ATPase NVL2 is a telomerase component essential for holoenzyme assembly.](#) Her J, Chung IK. *Biochem Biophys Res Commun.* 2011 Dec 27.

Applications

Western Blot (Tissue lysate)


Application Image

Western Blot (Tissue lysate)



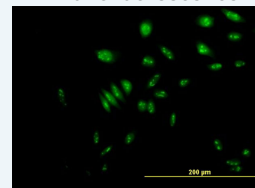
 [enlarge](#)

Western Blot (Transfected lysate)

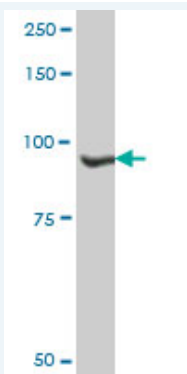


 [enlarge](#)

Immunofluorescence



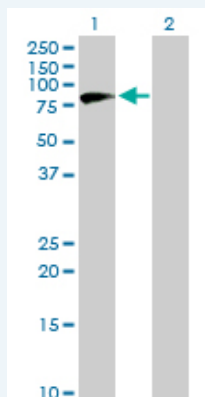
 [enlarge](#)



NVL MaxPab polyclonal antibody. Western Blot analysis of NVL expression in human liver.

 [Protocol Download](#)

Western Blot (Transfected lysate)



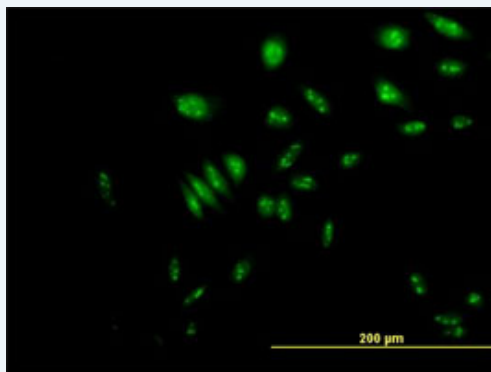
Western Blot analysis of NVL expression in transfected 293T cell line ([H00004931-T01](#)) by NVL MaxPab polyclonal antibody.


Lane 1: NVL transfected lysate(72.49 KDa).

Lane 2: Non-transfected lysate.


 [Protocol Download](#)

Immunofluorescence



 [enlarge this image](#)

Immunofluorescence of [purified](#) MaxPab antibody to NVL on HeLa cell. [antibody concentration 10 ug/ml]

 [Protocol Download](#)

Gene Information

Entrez GeneID: [4931](#)

GeneBank [BC012105.1](#)

Accession#:

Protein [AAH12105.1](#)

Accession#:

Gene Name: NVL

Gene Alias: -

Gene nuclear VCP-like

Description:

Omim ID: [602426](#)

Gene Ontology: [Hyperlink](#)

Other Nuclear valosin-containing protein-like,OTTHUMP00000035641,nuclear

Designations: VCP-like protein

Related Disease

[Cerebral Hemorrhage](#) [Genetic Predisposition to Disease](#) [Hypertension](#)
[Intracranial Hemorrhages](#) [Stroke](#) [Subarachnoid Hemorrhage](#)

[服務條款](#) | [隱私權政策](#) | [著作及商標](#) | [網站地圖](#)

©2016 亞諾法生技股份有限公司 Abnova Corporation. 版權所有.