



SZABO SCANDIC

Part of Europa Biosite

Produktinformation



Forschungsprodukte & Biochemikalien



Zellkultur & Verbrauchsmaterial



Diagnostik & molekulare Diagnostik



Laborgeräte & Service

Weitere Information auf den folgenden Seiten!
See the following pages for more information!



Lieferung & Zahlungsart

siehe unsere [Liefer- und Versandbedingungen](#)

Zuschläge

- Mindermengenzuschlag
- Trockeneiszuschlag
- Gefahrgutzuschlag
- Expressversand

SZABO-SCANDIC HandelsgmbH

Quellenstraße 110, A-1100 Wien

T. +43(0)1 489 3961-0

F. +43(0)1 489 3961-7

mail@szabo-scandic.com

www.szabo-scandic.com

[linkedin.com/company/szaboscandic](https://www.linkedin.com/company/szaboscandic) 


OMD MaxPab mouse polyclonal antibody (B01) MaxPab®

Catalog # : H00004958-B01

規格 : [50 uL]


[List All](#)

Specification

Product Description:	Mouse polyclonal antibody raised against a full-length human OMD protein.
Immunogen:	OMD (NP_005005.1, 1 a.a. ~ 421 a.a) full-length human protein.
Sequence:	MGFLSPIYVIFFFFGVKVHCQYETYQWDEDYDQEPDDDYQTGFPPFRQN VDYGVPPFHQYTLGCVSECFPTNFPSSMYCDNRKLTIPNIPMHIQQLYL QFNEIEAVTANSFINATHLKEINLSHNKIKSQKIDYGVFAKLPNLLQLHLEHN NLEEFPPFLPKSLERLLLGYNEISKLTNAMDGLVNLTMLDLCYNYLHDS LLKDKIFAKMEKLMQLNLCNRLESMPPGLPSSLMYLSLENNSSISPEKY FDKLPKLHTLRMSHNKLDIPYNIFNLPNIVELSVGHNKLKQAFYIPRNLEH LYLQNNIEKMNLTVMCP SIDPLHYHHLT YIRVDQNKLEPISYIFFCFPHI HTIYYGEQRSTNGQTIQLKTQVFRFPDDDDDESEDHDDPDNAHESPEQE GAEGHFDLHYENQE
Host:	Mouse
Reactivity:	Human
Quality Control Testing:	Antibody reactive against mammalian transfected lysate.
Storage Buffer:	No additive
Storage Instruction:	Store at -20°C or lower. Aliquot to avoid repeated freezing and thawing.
Note:	For IHC and IF applications, antibody purification with Protein A will be needed prior to use.
Datasheet:	 Download

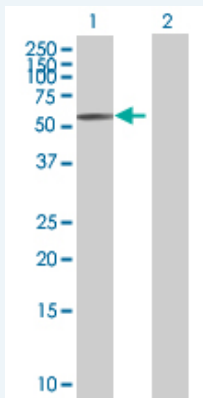
Application Image

Western Blot (Transfected lysate)



Applications

Western Blot (Transfected lysate)



Western Blot analysis of OMD expression in transfected 293T cell line (H00004958-T01) by OMD MaxPab polyclonal antibody.

Lane 1: OMD transfected lysate(46.31 KDa).
Lane 2: Non-transfected lysate.

Gene Information

Entrez GeneID: [4958](#)

**GeneBank
Accession#:** [NM_005014.1](#)

**Protein
Accession#:** [NP_005005.1](#)

Gene Name: OMD

Gene Alias: OSAD,SLRR2C

**Gene
Description:** osteomodulin

Gene Ontology: [Hyperlink](#)

**Other
Designations:** OTTHUMP00000021653,osteoaderin proteoglycan
