



SZABO SCANDIC

Part of Europa Biosite

Produktinformation



Forschungsprodukte & Biochemikalien



Zellkultur & Verbrauchsmaterial



Diagnostik & molekulare Diagnostik



Laborgeräte & Service

Weitere Information auf den folgenden Seiten!
See the following pages for more information!



Lieferung & Zahlungsart

siehe unsere [Liefer- und Versandbedingungen](#)

Zuschläge

- Mindermengenzuschlag
- Trockeneiszuschlag
- Gefahrgutzuschlag
- Expressversand

SZABO-SCANDIC HandelsgmbH

Quellenstraße 110, A-1100 Wien

T. +43(0)1 489 3961-0

F. +43(0)1 489 3961-7

mail@szabo-scandic.com

www.szabo-scandic.com

[linkedin.com/company/szaboscandic](https://www.linkedin.com/company/szaboscandic) 



OGN purified MaxPab mouse polyclonal antibody (B01P) MaxPab®

Catalog # : H00004969-B01P

規格 : [50 ug]

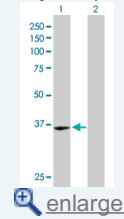
[List All](#)

Specification

Product Description:	Mouse polyclonal antibody raised against a full-length human OGN protein.
Immunogen:	OGN (AAH37273.1, 1 a.a. ~ 298 a.a) full-length human protein.
Sequence:	MKTLQSTLLLLLVPLIKPAPPTQQDSRIIDYGTDNFEESIFSQDYEDKYL DGKNIKEKETVIIPNEKSLQLQKDEAITPLPPKKNDEMPTCLLCVCLSGSV YCEEVDIDAVPPLPKESAYLYARFNKIKKLTAKDFADIPNLRRLDFTGNLIE DIEDGTFSKLSLLEELSLAENQLLKPVLPPKLTLFNAKYNKIKSRGIKANA FKLNNLTFLYLDHNALESVPLNLPESLRVIHLQFNNIASITDDTFCKANDT SYIRDRIEEIRLEGNPVILGKHPNSFICKRLPIGSYF
Host:	Mouse
Reactivity:	Human
Quality Control Testing:	Antibody reactive against mammalian transfected lysate.
Storage Buffer:	In 1x PBS, pH 7.4
Storage Instruction:	Store at -20°C or lower. Aliquot to avoid repeated freezing and thawing.
MSDS:	 Download
Datasheet:	 Download

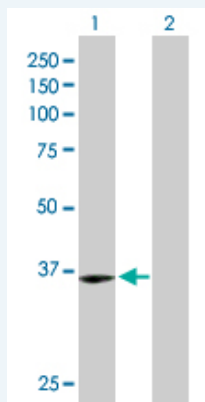
Application Image

Western Blot (Transfected lysate)



Applications

Western Blot (Transfected lysate)



Western Blot analysis of OGN expression in transfected 293T cell line ([H00004969-T02](#)) by OGN MaxPab polyclonal antibody.

Lane 1: OGN transfected lysate(32.89 KDa).
Lane 2: Non-transfected lysate.

 [Protocol Download](#)

Gene Information

Entrez GeneID: [4969](#)

GeneBank
Accession#: [BC037273](#)

Protein
Accession#: [AAH37273](#)

Gene Name: OGN

Gene Alias: DKFZp586P2421,OG,OIF,SLRR3A

Gene
Description: osteoglycin

Omim ID: [602383](#)

Gene Ontology: [Hyperlink](#)

Gene Summary: This gene encodes a protein which induces ectopic bone formation in conjunction with transforming growth factor beta. This protein is a small proteoglycan which contains tandem leucine-rich repeats (LRR). Alternatively spliced transcript variants that encode the same protein have been found for this gene. [provided by RefSeq]

Other Designations: OTTHUMP00000021650,OTTHUMP00000021651,OTTHUMP00000063
691,corneal keratan sulfate proteoglycan,mimcan
proteoglycan,osteoinductive factor

Related Disease

[Cardiovascular Diseases](#) [Diabetes Mellitus, Type 2](#) [Edema](#) [Tobacco Use Disorder](#)

[服務條款](#) | [隱私權政策](#) | [著作及商標](#) | [網站地圖](#)

©2016 亞諾法生技股份有限公司 Abnova Corporation. 版權所有.