



# SZABO SCANDIC

Part of Europa Biosite

## Produktinformation



Forschungsprodukte & Biochemikalien



Zellkultur & Verbrauchsmaterial



Diagnostik & molekulare Diagnostik



Laborgeräte & Service

Weitere Information auf den folgenden Seiten!  
See the following pages for more information!



### Lieferung & Zahlungsart

siehe unsere [Liefer- und Versandbedingungen](#)

### Zuschläge

- Mindermengenzuschlag
- Trockeneiszuschlag
- Gefahrgutzuschlag
- Expressversand

### SZABO-SCANDIC HandelsgmbH

Quellenstraße 110, A-1100 Wien

T. +43(0)1 489 3961-0

F. +43(0)1 489 3961-7

[mail@szabo-scandic.com](mailto:mail@szabo-scandic.com)

[www.szabo-scandic.com](http://www.szabo-scandic.com)

[linkedin.com/company/szaboscandic](https://www.linkedin.com/company/szaboscandic) 



## OGN purified MaxPab rabbit polyclonal antibody (D01P) MaxPab®

Catalog # : H00004969-D01P

規格 : [ 100 ug ]

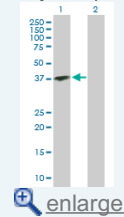
[List All](#)

### Specification

<b>Product Description:</b>	Rabbit polyclonal antibody raised against a full-length human OGN protein.
<b>Immunogen:</b>	OGN (AAH37273.1, 1 a.a. ~ 298 a.a) full-length human protein.
<b>Sequence:</b>	MKTLQSTLLLLLVPLIKPAPPTQQDSRIIDYGTDNFEESIFSQDYEDKYL DGKNIKEKETVIIPNEKSLQLQKDEAITPLPPKKNDEMPTCLLCVCLSGSV YCEEVDIDAVPPLPKESAYLYARFNKIKKLTAKDFADIPNLRRLDFTGNLIE DIEDGTFSKLSLLEELSLAENQLLKPVLPPKLTLFNAKYNKIKSRGIKANA FKKLNNLTFLYLDHNALESVPLNLPESLRVIHLQFNNIASITDDTFCKANDT SYIRDRIIEIRLEGNPVLGKHPNSFICKRLPIGSYF
<b>Host:</b>	Rabbit
<b>Reactivity:</b>	Human
<b>Quality Control Testing:</b>	Antibody reactive against mammalian transfected lysate.
<b>Storage Buffer:</b>	In 1x PBS, pH 7.4
<b>Storage Instruction:</b>	Store at -20°C or lower. Aliquot to avoid repeated freezing and thawing.
<b>MSDS:</b>	 <a href="#">Download</a>
<b>Datasheet:</b>	 <a href="#">Download</a>

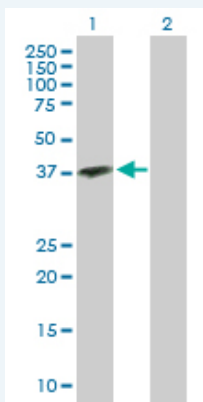
### Application Image

Western Blot (Transfected lysate)




### Applications

#### Western Blot (Transfected lysate)



Western Blot analysis of OGN expression in transfected 293T cell line ([H00004969-T02](#)) by OGN MaxPab polyclonal antibody.

Lane 1: OGN transfected lysate(32.89 KDa).  
Lane 2: Non-transfected lysate.

 [Protocol Download](#)

### Gene Information

**Entrez GeneID:** [4969](#)

**GeneBank  
Accession#:** [BC037273](#)

**Protein  
Accession#:** [AAH37273](#)

**Gene Name:** OGN

**Gene Alias:** DKFZp586P2421,OG,OIF,SLRR3A

**Gene  
Description:** osteoglycin

**Omim ID:** [602383](#)

**Gene Ontology:** [Hyperlink](#)

**Gene Summary:** This gene encodes a protein which induces ectopic bone formation in conjunction with transforming growth factor beta. This protein is a small proteoglycan which contains tandem leucine-rich repeats (LRR). Alternatively spliced transcript variants that encode the same protein have been found for this gene. [provided by RefSeq]

**Other  
Designations:** OTTHUMP00000021650,OTTHUMP00000021651,OTTHUMP00000063  
691,corneal keratan sulfate proteoglycan,mimcan  
proteoglycan,osteoinductive factor

#### **Related Disease**

[Cardiovascular Diseases](#) [Diabetes Mellitus, Type 2](#) [Edema](#) [Tobacco Use Disorder](#)

[服務條款](#) | [隱私權政策](#) | [著作及商標](#) | [網站地圖](#)

©2016 亞諾法生技股份有限公司 Abnova Corporation. 版權所有.