



SZABO SCANDIC

Part of Europa Biosite

Produktinformation



Forschungsprodukte & Biochemikalien



Zellkultur & Verbrauchsmaterial



Diagnostik & molekulare Diagnostik



Laborgeräte & Service

Weitere Information auf den folgenden Seiten!
See the following pages for more information!



Lieferung & Zahlungsart

siehe unsere [Liefer- und Versandbedingungen](#)

Zuschläge

- Mindermengenzuschlag
- Trockeneiszuschlag
- Gefahrgutzuschlag
- Expressversand

SZABO-SCANDIC HandelsgmbH

Quellenstraße 110, A-1100 Wien

T. +43(0)1 489 3961-0

F. +43(0)1 489 3961-7

mail@szabo-scandic.com

www.szabo-scandic.com

[linkedin.com/company/szaboscandic](https://www.linkedin.com/company/szaboscandic) 

OMP monoclonal antibody (M01), clone 2B7

Catalog # : H00004975-M01

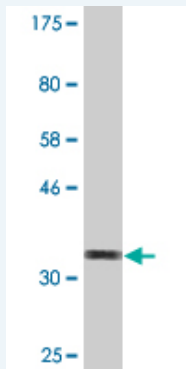
規格 : [100 ug]

[List All](#)

Specification

Product Description:	Mouse monoclonal antibody raised against a partial recombinant OMP.
Immunogen:	OMP (NP_006180.1, 65 a.a. ~ 163 a.a) partial recombinant protein with GST tag. MW of the GST tag alone is 26 KDa.
Sequence:	FERWNVLDKPGKVTITGTSQNWTPDLTNLMTRQLLDPTAIFWRKEDS DAIDWNEADALEFGERLSDLAKIRKVMYFLVTFGEGVEPANLKASVFNQ L
Host:	Mouse
Reactivity:	Human
Isotype:	IgG2a Kappa

Quality Control Testing: Antibody Reactive Against Recombinant Protein.



Western Blot detection against Immunogen (36.63 KDa) .

Storage Buffer: In 1x PBS, pH 7.4

Storage Instruction: Store at -20°C or lower. Aliquot to avoid repeated freezing and thawing.

MSDS: [Download](#)

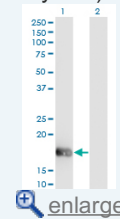
Datasheet: [Download](#)

Applications

Western Blot (Transfected lysate)

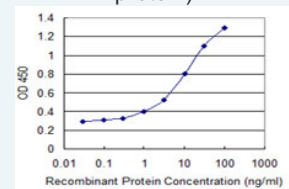
Application Image

Western Blot (Transfected lysate)

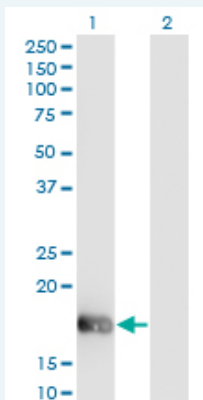


Western Blot (Recombinant protein)

Sandwich ELISA (Recombinant protein)



ELISA



Western Blot analysis of OMP expression in transfected 293T cell line by OMP monoclonal antibody (M01), clone 2B7.

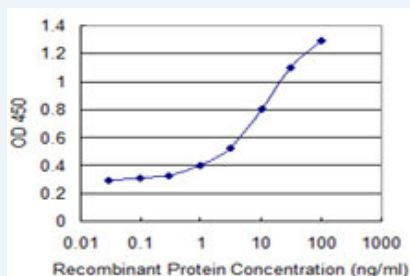
Lane 1: OMP transfected lysate (Predicted MW: 18.9 KDa).
Lane 2: Non-transfected lysate.

[Protocol Download](#)

Western Blot (Recombinant protein)

[Protocol Download](#)

Sandwich ELISA (Recombinant protein)



Detection limit for recombinant GST tagged OMP is 0.3 ng/ml as a capture antibody.

[Protocol Download](#)

ELISA

Gene Information

Entrez GeneID: [4975](#)

GeneBank [NM_006189](#)

Accession#:

Protein [NP_006180.1](#)

Accession#:

Gene Name: OMP

Gene Alias: -

Gene olfactory marker protein

Description:

Omim ID: [164340](#)

Gene Ontology: [Hyperlink](#)

Gene Summary: Olfactory marker protein is uniquely associated with the mature olfactory receptor neurons in many vertebrate species from fish to man. The OMP gene structure and protein sequence are highly conserved between mouse, rat and human. Results of the mouse knockout studies show that OMP-null mice are compromised in their ability to respond to odor stimuli, and that OMP represents a novel modulatory component of

the odor detection/signal transduction cascade. [provided by RefSeq]

Other -
Designations:

Related Disease

Cardiovascular Diseases Diabetes Mellitus, Type 2 Edema

[服務條款](#) | [隱私權政策](#) | [著作及商標](#) | [網站地圖](#)

©2016 亞諾法生技股份有限公司 Abnova Corporation. 版權所有.