



# SZABO SCANDIC

Part of Europa Biosite

## Produktinformation



Forschungsprodukte & Biochemikalien



Zellkultur & Verbrauchsmaterial



Diagnostik & molekulare Diagnostik



Laborgeräte & Service

Weitere Information auf den folgenden Seiten!  
See the following pages for more information!



### Lieferung & Zahlungsart

siehe unsere [Liefer- und Versandbedingungen](#)

### Zuschläge

- Mindermengenzuschlag
- Trockeneiszuschlag
- Gefahrgutzuschlag
- Expressversand

### SZABO-SCANDIC HandelsgmbH

Quellenstraße 110, A-1100 Wien

T. +43(0)1 489 3961-0

F. +43(0)1 489 3961-7

[mail@szabo-scandic.com](mailto:mail@szabo-scandic.com)

[www.szabo-scandic.com](http://www.szabo-scandic.com)

[linkedin.com/company/szaboscandic](https://www.linkedin.com/company/szaboscandic) 



**TNFRSF11B purified MaxPab rabbit polyclonal antibody (D01P)** MaxPab®

Catalog # : H00004982-D01P

規格 : [ 100 ug ]

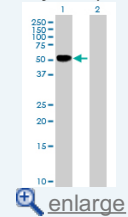
[List All](#)

**Specification**

<b>Product Description:</b>	Rabbit polyclonal antibody raised against a full-length human TNFRSF11B protein.
<b>Immunogen:</b>	TNFRSF11B (AAH30155.1, 1 a.a. ~ 401 a.a) full-length human protein.
<b>Sequence:</b>	MNLLCCALVFLDISIKWTTQETFPKYLHYDEETSHQLLCDKCPPGTYL KQHCTAKWKTVCAPCPDHYTDSWHTSDECLYCSVPCKELQYVKQECN RTHNRVCECKEGRYLEIEFCLKHRSCPPGFVWQAGTPERNVCKRCP DGFNSNETSSKAPCRKHTNCSVFGLLLTQKGNATHDNICSGNSESTQKC GIDVTLCEEAFRFVPTKFTPNWLSVLVDNLPGTKVNAESVERIKRQHS SQEQTFQLLKLWKHQNKDQDIVKKIQDIDLCENSVQRHIGHANLTFEQLR SLMESLPGKKVGAEDIEKTIKACKPSDQILKLLSLWRIKNGDQDTLKGLMH ALKHSKTYHFPKTVTQSLKKTIRFLHSFTMYKLYQKLFLEMIGNQVQSVKI SCL
<b>Host:</b>	Rabbit
<b>Reactivity:</b>	Human
<b>Quality Control Testing:</b>	Antibody reactive against mammalian transfected lysate.
<b>Storage Buffer:</b>	In 1x PBS, pH 7.4
<b>Storage Instruction:</b>	Store at -20°C or lower. Aliquot to avoid repeated freezing and thawing.
<b>MSDS:</b>	 <a href="#">Download</a>
<b>Datasheet:</b>	 <a href="#">Download</a>


**Application Image**

Western Blot (Transfected lysate)



**Applications**

Western Blot (Transfected lysate)



Western Blot analysis of TNFRSF11B expression in transfected 293T cell line (H00004982-T01) by TNFRSF11B MaxPab polyclonal antibody.

Lane 1: TNFRSF11B transfected lysate(46.00 KDa).

Lane 2: Non-transfected lysate.

## Gene Information

**Entrez GeneID:** [4982](#)

**GeneBank Accession#:** [BC030155](#)

**Protein Accession#:** [AAH30155.1](#)

**Gene Name:** TNFRSF11B

**Gene Alias:** MGC29565, OCIF, OPG, TR1

**Gene Description:** tumor necrosis factor receptor superfamily, member 11b

**Omim ID:** [239000](#), [602643](#)

**Gene Ontology:** [Hyperlink](#)

**Gene Summary:** The protein encoded by this gene is a member of the TNF-receptor superfamily. This protein is an osteoblast-secreted decoy receptor that functions as a negative regulator of bone resorption. This protein specifically binds to its ligand, osteoprotegerin ligand, both of which are key extracellular regulators of osteoclast development. Studies of the mouse counterpart also suggest that this protein and its ligand play a role in lymph-node organogenesis and vascular calcification. Alternatively spliced transcript variants of this gene have been reported, but their full length nature has not been determined. [provided by RefSeq]

**Other Designations:** osteoclastogenesis inhibitory factor, osteoprotegerin

## Gene Pathway

[Cytokine-cytokine receptor interaction](#)

## Related Disease

[Acute Disease](#) [Alveolar Bone Loss](#) [Alzheimer Disease](#) [Alzheimer disease](#) [Arthritis, Rheumatoid](#) [Asthma](#) [Body Weight](#) [Bone Diseases, Metabolic](#) [Brain Ischemia](#) [Calcinosis](#) [Cardiovascular Diseases](#) [Cerebral Hemorrhage](#) [Chronic Disease](#) [Coronary Disease](#) [Diabetes Complications](#) [Diabetes Mellitus, Type 2](#) [Diabetic Neuropathies](#) [Diarrhea](#) [Disease Progression](#)

... see more