



# SZABO SCANDIC

Part of Europa Biosite

## Produktinformation



Forschungsprodukte & Biochemikalien



Zellkultur & Verbrauchsmaterial



Diagnostik & molekulare Diagnostik



Laborgeräte & Service

Weitere Information auf den folgenden Seiten!  
See the following pages for more information!



### Lieferung & Zahlungsart

siehe unsere [Liefer- und Versandbedingungen](#)

### Zuschläge

- Mindermengenzuschlag
- Trockeneiszuschlag
- Gefahrgutzuschlag
- Expressversand

### SZABO-SCANDIC HandelsgmbH

Quellenstraße 110, A-1100 Wien

T. +43(0)1 489 3961-0

F. +43(0)1 489 3961-7

[mail@szabo-scandic.com](mailto:mail@szabo-scandic.com)

[www.szabo-scandic.com](http://www.szabo-scandic.com)

[linkedin.com/company/szaboscandic](https://www.linkedin.com/company/szaboscandic) 

## OPHN1 monoclonal antibody (M03), clone 2B9

Catalog # : H00004983-M03

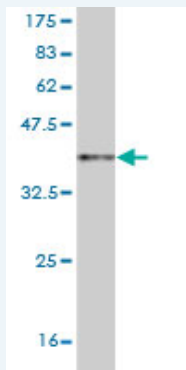
規格 : [ 100 ug ]

[List All](#)

### Specification

<b>Product Description:</b>	Mouse monoclonal antibody raised against a partial recombinant OPHN1.
<b>Immunogen:</b>	OPHN1 (NP_002538, 641 a.a. ~ 734 a.a) partial recombinant protein with GST tag. MW of the GST tag alone is 26 KDa.
<b>Sequence:</b>	QRSGETDPGRKSPSRPILDGKLEPCPEVDVVKLVSRLLQDGGTKITPKAT NGPMPGSGPTKTPSFHIKRPAPRPLAHHKEGDADSFKVRPPGEK
<b>Host:</b>	Mouse
<b>Reactivity:</b>	Human
<b>Isotype:</b>	IgG2a Kappa

**Quality Control Testing:** Antibody Reactive Against Recombinant Protein.



Western Blot detection against Immunogen (36.08 KDa) .

**Storage Buffer:** In 1x PBS, pH 7.4

**Storage Instruction:** Store at -20°C or lower. Aliquot to avoid repeated freezing and thawing.

**MSDS:** [Download](#)

**Datasheet:** [Download](#)

### Applications

**Western Blot (Recombinant protein)**

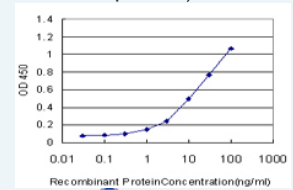
[Protocol Download](#)

**Sandwich ELISA (Recombinant protein)**

### Application Image

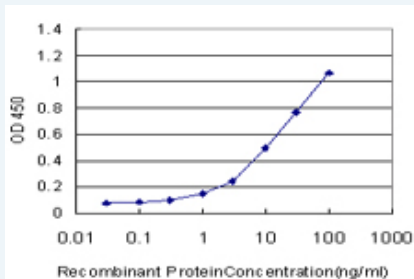
Western Blot (Recombinant protein)

Sandwich ELISA (Recombinant protein)




[enlarge](#)

ELISA



Detection limit for recombinant GST tagged OPHN1 is approximately 0.3ng/ml as a capture antibody.

 [Protocol Download](#)

## ELISA

### Gene Information

**Entrez GeneID:** [4983](#)

**GeneBank** [NM\\_002547](#)

**Accession#:**

**Protein** [NP\\_002538](#)

**Accession#:**

**Gene Name:** OPHN1

**Gene Alias:** MRX60,OPN1

**Gene Description:** oligophrenin 1

**Omim ID:** [300127](#), [300486](#)

**Gene Ontology:** [Hyperlink](#)

**Gene Summary:** This gene encodes a Rho-GTPase-activating protein that promotes GTP hydrolysis of Rho subfamily members. Rho proteins are important mediators of intracellular signal transduction, which affects cell migration and cell morphogenesis. Mutations in this gene are responsible for OPHN1-related X-linked mental retardation with cerebellar hypoplasia and distinctive facial dysmorphism. [provided by RefSeq]

**Other Designations:** OTTHUMP00000023451,mental retardation, X-linked 60,oligophrenin-1, Rho-GTPase activating protein

### Related Disease

[Angina Pectoris](#), [Variant Cerebellar Diseases](#), [Coronary Vasospasm](#), [Facial Asymmetry](#), [Genetic Predisposition to Disease](#), [Mental Retardation, X-Linked](#), [Nervous System Malformations](#)

[服務條款](#) | [隱私權政策](#) | [著作及商標](#) | [網站地圖](#)

©2016 亞諾法生技股份有限公司 Abnova Corporation. 版權所有.