



SZABO SCANDIC

Part of Europa Biosite

Produktinformation



Forschungsprodukte & Biochemikalien



Zellkultur & Verbrauchsmaterial



Diagnostik & molekulare Diagnostik



Laborgeräte & Service

Weitere Information auf den folgenden Seiten!
See the following pages for more information!



Lieferung & Zahlungsart

siehe unsere [Liefer- und Versandbedingungen](#)

Zuschläge

- Mindermengenzuschlag
- Trockeneiszuschlag
- Gefahrgutzuschlag
- Expressversand

SZABO-SCANDIC HandelsgmbH

Quellenstraße 110, A-1100 Wien

T. +43(0)1 489 3961-0

F. +43(0)1 489 3961-7

mail@szabo-scandic.com

www.szabo-scandic.com

[linkedin.com/company/szaboscandic](https://www.linkedin.com/company/szaboscandic) 

ORC4L monoclonal antibody (M05), clone 2A8

Catalog # : H00005000-M05

規格 : [100 ug]

[List All](#)

Specification

Product Description: Mouse monoclonal antibody raised against a full length recombinant ORC4L.

Immunogen: ORC4L (AAH05388, 1 a.a. ~ 248 a.a) full-length recombinant protein with GST tag. MW of the GST tag alone is 26 KDa.

Sequence: MSSRKSKSNSLIHTECLSQVQRILRERFCRQSPHSNLFQVQVQYKHLSEL
LKRTALHGESNSVLIIGPRGSGKTM LISHALKELMEIEEVSENVLQVHLNGL
LQINDKIALKEITRQLNLENVGDVKGFSFAENLSFLLLEALKKGDRTSSCP
VIFILDEFDLFAHKNQTL LYNLFDISQSAQTPIAVIGLTCRLDILELLEKRV
KSRFSHRQIHLMNSFGFPQYVKIFKEQLSLPAEFPDKVFAEK

Host: Mouse

Reactivity: Human

Isotype: IgG2b Kappa

Quality Control Testing: Antibody Reactive Against Recombinant Protein.

Storage Buffer: In 1x PBS, pH 7.4

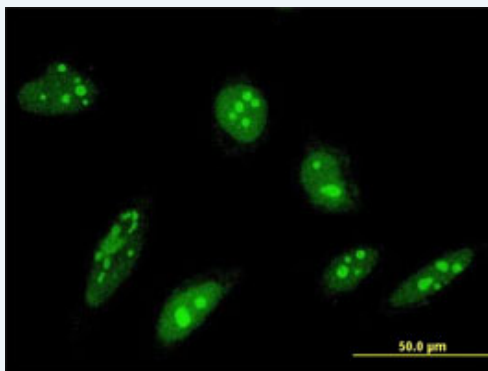
Storage Instruction: Store at -20°C or lower. Aliquot to avoid repeated freezing and thawing.

MSDS: [Download](#)

Datasheet: [Download](#)

Applications

Immunofluorescence



[enlarge this image](#)

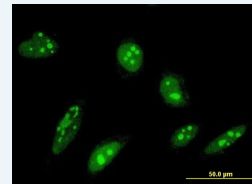
Immunofluorescence of monoclonal antibody to ORC4L on HeLa cell . [antibody concentration 10 ug/ml]

[Protocol Download](#)

Sandwich ELISA (Recombinant protein)

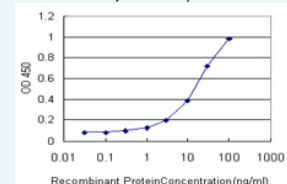
Application Image

Immunofluorescence



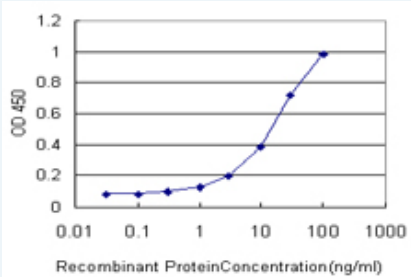
[enlarge](#)

Sandwich ELISA (Recombinant protein)



[enlarge](#)

ELISA



Detection limit for recombinant GST tagged ORC4L is approximately 1ng/ml as a capture antibody.

 [Protocol Download](#)

ELISA

Gene Information

Entrez GeneID: [5000](#)

GeneBank [BC005388](#)

Accession#:

Protein [AAH05388](#)

Accession#:

Gene Name: ORC4L

Gene Alias: ORC4,ORC4P

Gene Description: origin recognition complex, subunit 4-like (yeast)

Omim ID: [603056](#)

Gene Ontology: [Hyperlink](#)

Gene Summary: The origin recognition complex (ORC) is a highly conserved six subunit protein complex essential for the initiation of the DNA replication in eukaryotic cells. Studies in yeast demonstrated that ORC binds specifically to origins of replication and serves as a platform for the assembly of additional initiation factors such as Cdc6 and Mcm proteins. The protein encoded by this gene is a subunit of the ORC complex. It has been shown to form a core complex with ORC2L, -3L, and -5L. Three alternatively spliced transcript variants encoding the same protein have been reported. [provided by RefSeq]

Other Designations: origin recognition complex subunit 4

Designations:

Gene Pathway

[Cell cycle](#)

Related Disease

[Genetic Predisposition to Disease](#)