



SZABO SCANDIC

Part of Europa Biosite

Produktinformation



Forschungsprodukte & Biochemikalien



Zellkultur & Verbrauchsmaterial



Diagnostik & molekulare Diagnostik



Laborgeräte & Service

Weitere Information auf den folgenden Seiten!
See the following pages for more information!



Lieferung & Zahlungsart

siehe unsere [Liefer- und Versandbedingungen](#)

Zuschläge

- Mindermengenzuschlag
- Trockeneiszuschlag
- Gefahrgutzuschlag
- Expressversand

SZABO-SCANDIC HandelsgmbH

Quellenstraße 110, A-1100 Wien

T. +43(0)1 489 3961-0

F. +43(0)1 489 3961-7

mail@szabo-scandic.com

www.szabo-scandic.com

[linkedin.com/company/szaboscandic](https://www.linkedin.com/company/szaboscandic) 



ORM1 purified MaxPab mouse polyclonal antibody (B01P) MaxPab®

Catalog # : H00005004-B01P

規格 : [50 ug]

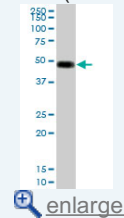
[List All](#)

Specification

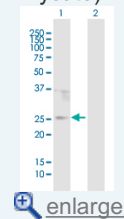
Product Description:	Mouse polyclonal antibody raised against a full-length human ORM1 protein.
Immunogen:	ORM1 (NP_000598.1, 1 a.a. ~ 201 a.a) full-length human protein.
Sequence:	MALSWLTVLSLLPLLEAQIPLCANLVPVITNATLDQITGKWFYIASAFRN EEYNKSVQEIQATFFYFTPNKTEDTIFLREYQTRQDQCIYNTTYLNVQRE NGTISRYYGGQEHFAHLLILRDTKTYMLAFDVNDEKNWGLSVYADKPET TKEQLGEFYEALDCLRIPKSDVWYTDWKKDKCEPLEKQHEKERKQEEGE S
Host:	Mouse
Reactivity:	Human
Quality Control Testing:	Antibody reactive against mammalian transfected lysate.
Storage Buffer:	In 1x PBS, pH 7.4
Storage Instruction:	Store at -20°C or lower. Aliquot to avoid repeated freezing and thawing.
MSDS:	 Download
Datasheet:	 Download

Application Image

Western Blot (Tissue lysate)

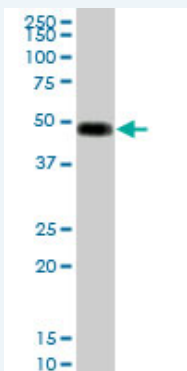


Western Blot (Transfected lysate)



Applications

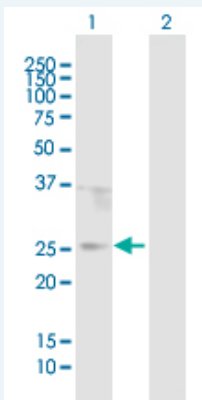
Western Blot (Tissue lysate)



ORM1 MaxPab polyclonal antibody. Western Blot analysis of ORM1 expression in human pancreas.

 [Protocol Download](#)

Western Blot (Transfected lysate)



Western Blot analysis of ORM1 expression in transfected 293T cell line ([H00005004-T01](#)) by ORM1 MaxPab polyclonal antibody.

Lane 1: ORM1 transfected lysate(22.11 kDa).
Lane 2: Non-transfected lysate.

 [Protocol Download](#)

Gene Information

Entrez GeneID: [5004](#)

GeneBank Accession#: [NM_000607.1](#)

Protein Accession#: [NP_000598.1](#)

Gene Name: ORM1

Gene Alias: AGP-A,AGP1,ORM

Gene Description: orosomuroid 1

Omim ID: [138600](#)

Gene Ontology: [Hyperlink](#)

Gene Summary: This gene encodes a key acute phase plasma protein. Because of its increase due to acute inflammation, this protein is classified as an acute-phase reactant. The specific function of this protein has not yet been determined; however, it may be involved in aspects of immunosuppression. [provided by RefSeq]

Other Designations: OTTHUMP00000022741,Orosomuroid-1 (alpha-1-acid glycoprotein-1),alpha-1-acid glycoprotein 1

Related Disease

[Depressive Disorder, Major](#) [Gastrointestinal Stromal Tumors](#)
[Genetic Predisposition to Disease](#) [Leukemia, chronic myeloid](#)
[Leukemia, Myelogenous, Chronic, BCR-ABL Positive](#) [Neovascularization, Pathologic](#)
[Psychiatric Status Rating Scales](#) [Thrombosis](#)