



SZABO SCANDIC

Part of Europa Biosite

Produktinformation



Forschungsprodukte & Biochemikalien



Zellkultur & Verbrauchsmaterial



Diagnostik & molekulare Diagnostik



Laborgeräte & Service

Weitere Information auf den folgenden Seiten!
See the following pages for more information!



Lieferung & Zahlungsart

siehe unsere [Liefer- und Versandbedingungen](#)

Zuschläge

- Mindermengenzuschlag
- Trockeneiszuschlag
- Gefahrgutzuschlag
- Expressversand

SZABO-SCANDIC HandelsgmbH

Quellenstraße 110, A-1100 Wien

T. +43(0)1 489 3961-0

F. +43(0)1 489 3961-7

mail@szabo-scandic.com

www.szabo-scandic.com

[linkedin.com/company/szaboscandic](https://www.linkedin.com/company/szaboscandic) 

ORM1 purified MaxPab rabbit polyclonal antibody (D01P) MaxPab®

Catalog # : H00005004-D01P

規格 : [100 ug]

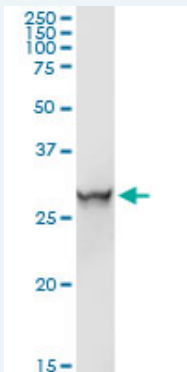
[List All](#)

Specification

Product Description:	Rabbit polyclonal antibody raised against a full-length human ORM1 protein.
Immunogen:	ORM1 (NP_000598.1, 1 a.a. ~ 201 a.a) full-length human protein.
Sequence:	MALSWLTVLSLLPLLEAQIPLCANLVPVITNATLDQITGKWFYIASAFRN EEYNKSVQEIQATFFYFTPNKTEDTIFLREYQTRQDQCIYNTTYLNVQRE NGTISRIVGGQEHFAHLLILRDTKTYMLAFDVNDEKNWGLSVYADKPET TKEQLGEFYEALDCLRIPKSDVWYTDWKKDKCEPLEKQHEKERKQEEGE S
Host:	Rabbit
Reactivity:	Human, Mouse
Quality Control Testing:	Antibody reactive against mammalian transfected lysate.
Storage Buffer:	In 1x PBS, pH 7.4
Storage Instruction:	Store at -20°C or lower. Aliquot to avoid repeated freezing and thawing.
MSDS:	Download
Datasheet:	Download

Applications

Western Blot (Tissue lysate)



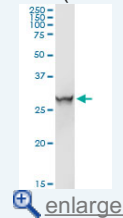
ORM1 MaxPab rabbit polyclonal antibody. Western Blot analysis of ORM1 expression in mouse testis.

[Protocol Download](#)

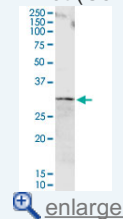
Western Blot (Cell lysate)

Application Image

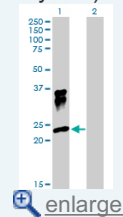
Western Blot (Tissue lysate)

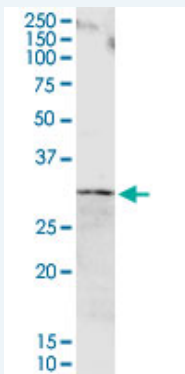


Western Blot (Cell lysate)



Western Blot (Transfected lysate)

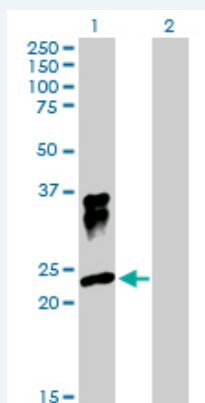




ORM1 MaxPab rabbit polyclonal antibody. Western Blot analysis of ORM1 expression in Raw 264.7.

 [Protocol Download](#)

Western Blot (Transfected lysate)



Western Blot analysis of ORM1 expression in transfected 293T cell line ([H00005004-T01](#)) by ORM1 MaxPab polyclonal antibody.

Lane 1: ORM1 transfected lysate(23.50 KDa).

Lane 2: Non-transfected lysate.

 [Protocol Download](#)

Gene Information

Entrez GeneID: [5004](#)

GeneBank [NM_000607.1](#)

Accession#:

Protein [NP_000598.1](#)

Accession#:

Gene Name: ORM1

Gene Alias: AGP-A,AGP1,ORM

Gene orosomuroid 1

Description:

Omim ID: [138600](#)

Gene Ontology: [Hyperlink](#)

Gene Summary: This gene encodes a key acute phase plasma protein. Because of its increase due to acute inflammation, this protein is classified as an acute-phase reactant. The specific function of this protein has not yet been determined; however, it may be involved in aspects of immunosuppression. [provided by RefSeq]

Other OTTHUMP00000022741,Orosomuroid-1 (alpha-1-acid glycoprotein-

Designations: 1),alpha-1-acid glycoprotein 1

Related Disease

Depressive Disorder, Major Gastrointestinal Stromal Tumors
Genetic Predisposition to Disease Leukemia, chronic myeloid
Leukemia, Myelogenous, Chronic, BCR-ABL Positive Neovascularization, Pathologic
Psychiatric Status Rating Scales Thrombosis

[服務條款](#) | [隱私權政策](#) | [著作及商標](#) | [網站地圖](#)

©2016 亞諾法生技股份有限公司 Abnova Corporation. 版權所有.