



# SZABO SCANDIC

Part of Europa Biosite

## Produktinformation



Forschungsprodukte & Biochemikalien



Zellkultur & Verbrauchsmaterial



Diagnostik & molekulare Diagnostik



Laborgeräte & Service

Weitere Information auf den folgenden Seiten!  
See the following pages for more information!



### Lieferung & Zahlungsart

siehe unsere [Liefer- und Versandbedingungen](#)

### Zuschläge

- Mindermengenzuschlag
- Trockeneiszuschlag
- Gefahrgutzuschlag
- Expressversand

### SZABO-SCANDIC HandelsgmbH

Quellenstraße 110, A-1100 Wien

T. +43(0)1 489 3961-0

F. +43(0)1 489 3961-7

[mail@szabo-scandic.com](mailto:mail@szabo-scandic.com)

[www.szabo-scandic.com](http://www.szabo-scandic.com)

[linkedin.com/company/szaboscandic](https://www.linkedin.com/company/szaboscandic) 



## ORM2 purified MaxPab mouse polyclonal antibody (B01P) MaxPab®

Catalog # : H00005005-B01P

規格 : [ 50 ug ]

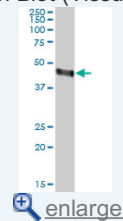
[List All](#)

### Specification

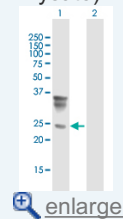
<b>Product Description:</b>	Mouse polyclonal antibody raised against a full-length human ORM2 protein.
<b>Immunogen:</b>	ORM2 (NP_000599.1, 1 a.a. ~ 201 a.a) full-length human protein.
<b>Sequence:</b>	MALSWLTVLSLLPLLEAQIPLCANLVPVITNATLDRITGKWFYIASAFRN EEYNKSVQEIQATFFYFTPNKTEDTIFLREYQTRQNQCFYNSSYLNMQRE NGTVSRYEGGREHVAHLLFLRDTKTLMFGSYLDDEKNWGLSFYADKPE TTKEQLGEFYEALDCLCIPRSDVMYTDWKKDKCEPLEKQHEKERKQEE GES
<b>Host:</b>	Mouse
<b>Reactivity:</b>	Human
<b>Quality Control Testing:</b>	Antibody reactive against mammalian transfected lysate.
<b>Storage Buffer:</b>	In 1x PBS, pH 7.4
<b>Storage Instruction:</b>	Store at -20°C or lower. Aliquot to avoid repeated freezing and thawing.
<b>MSDS:</b>	 <a href="#">Download</a>
<b>Datasheet:</b>	 <a href="#">Download</a>

### Application Image

Western Blot (Tissue lysate)

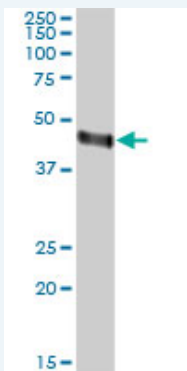


Western Blot (Transfected lysate)



### Applications

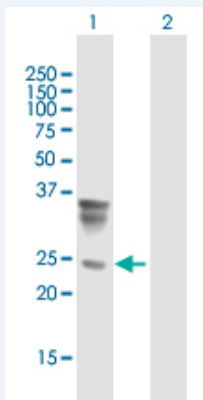
Western Blot (Tissue lysate)



ORM2 MaxPab polyclonal antibody. Western Blot analysis of ORM2 expression in human kidney.

 [Protocol Download](#)

Western Blot (Transfected lysate)



Western Blot analysis of ORM2 expression in transfected 293T cell line ([H00005005-T02](#)) by ORM2 MaxPab polyclonal antibody.

Lane 1: ORM2 transfected lysate(22.11 KDa).

Lane 2: Non-transfected lysate.

 [Protocol Download](#)

### Gene Information

**Entrez GeneID:** [5005](#)

**GeneBank** [NM\\_000608](#)

**Accession#:**

**Protein** [NP\\_000599.1](#)

**Accession#:**

**Gene Name:** ORM2

**Gene Alias:** AGP-B,AGP-B',AGP2

**Gene** orosomucoid 2

**Description:**

**Omim ID:** [138610](#)

**Gene Ontology:** [Hyperlink](#)

**Gene Summary:** This gene encodes a key acute phase plasma protein. Because of its increase due to acute inflammation, this protein is classified as an acute-phase reactant. The specific function of this protein has not yet been determined; however, it may be involved in aspects of immunosuppression. [provided by RefSeq]

**Other** OTTHUMP00000022746,alpha-1-acid glycoprotein, type 2

**Designations:**

### Related Disease

[Breast cancer Genetic Predisposition to Disease](#)  
[Leukemia, Myelogenous, Chronic, BCR-ABL Positive](#)