



SZABO SCANDIC

Part of Europa Biosite

Produktinformation



Forschungsprodukte & Biochemikalien



Zellkultur & Verbrauchsmaterial



Diagnostik & molekulare Diagnostik



Laborgeräte & Service

Weitere Information auf den folgenden Seiten!
See the following pages for more information!



Lieferung & Zahlungsart

siehe unsere [Liefer- und Versandbedingungen](#)

Zuschläge

- Mindermengenzuschlag
- Trockeneiszuschlag
- Gefahrgutzuschlag
- Expressversand

SZABO-SCANDIC HandelsgmbH

Quellenstraße 110, A-1100 Wien

T. +43(0)1 489 3961-0

F. +43(0)1 489 3961-7

mail@szabo-scandic.com

www.szabo-scandic.com

[linkedin.com/company/szaboscandic](https://www.linkedin.com/company/szaboscandic) 

OSM MaxPab mouse polyclonal antibody (B01) MaxPab®

Catalog # : H00005008-B01

規格 : [50 uL]

[List All](#)

Specification

Product Description: Mouse polyclonal antibody raised against a full-length human OSM protein.

Immunogen: OSM (AAH11589, 1 a.a. ~ 252 a.a) full-length human protein.

Sequence:
 MGVLLTQRTLLSLVLALLFPSMASMAAIGSCSKEYRVLLGQLQKQTDLM
 QDTSRLLDPIYRIQGLDVPKLRHCRERPGAFPSEETLRGLGRRGFLQT
 LNATLGCVLHRLADLEQRLPKAQLDERSGLNIEDLEKLMARPNIPLGRN
 NIYCMALLDNSDTAEPTKAGRGASQPPTPTPASDAFQRKLEGCRFLH
 GYHRFMHSVGRVFSKWGESPNRSRRHSPHQALRKGVRRTSPSRKGGK
 LMTRGQLPR

Host: Mouse

Reactivity: Human

Quality Control Testing: Antibody reactive against mammalian transfected lysate.

Storage Buffer: No additive

Storage Instruction: Store at -20°C or lower. Aliquot to avoid repeated freezing and thawing.

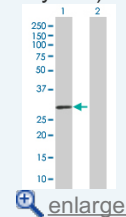
Note: For IHC and IF applications, antibody purification with Protein A will be needed prior to use.

MSDS: [Download](#)

Datasheet: [Download](#)

Application Image

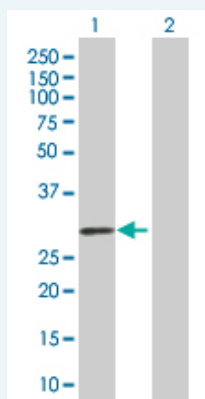
Western Blot (Transfected lysate)



[enlarge](#)

Applications

Western Blot (Transfected lysate)



Western Blot analysis of OSM expression in transfected 293T cell line (H00005008-T01) by OSM MaxPab polyclonal antibody.

Lane 1: OSM transfected lysate(27.83 KDa).

Lane 2: Non-transfected lysate.

Gene Information

Entrez GeneID: [5008](#)

GeneBank Accession#: [BC011589](#)

Protein Accession#: [AAH11589](#)

Gene Name: OSM

Gene Alias: MGC20461

Gene Description: oncostatin M

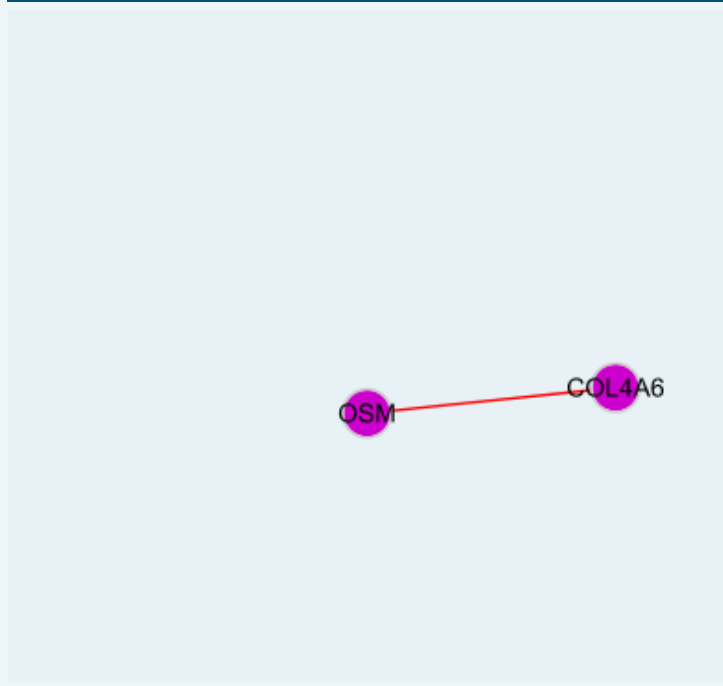
Omim ID: [165095](#)

Gene Ontology: [Hyperlink](#)

Gene Summary: Oncostatin M is a member of a cytokine family that includes leukemia-inhibitory factor, granulocyte colony-stimulating factor, and interleukin 6. This gene encodes a growth regulator which inhibits the proliferation of a number of tumor cell lines. It regulates cytokine production, including IL-6, G-CSF and GM-CSF from endothelial cells. [provided by RefSeq]

Other Designations: -

Interactome



Gene Pathway

[Cytokine-cytokine receptor interaction](#) [Jak-STAT signaling pathway](#)

Related Disease

[Cardiovascular Diseases](#) [Diabetes Mellitus, Type 2](#) [Edema](#)
[Genetic Predisposition to Disease](#) [Mental Disorders](#)

