



SZABO SCANDIC

Part of Europa Biosite

Produktinformation



Forschungsprodukte & Biochemikalien



Zellkultur & Verbrauchsmaterial



Diagnostik & molekulare Diagnostik



Laborgeräte & Service

Weitere Information auf den folgenden Seiten!
See the following pages for more information!



Lieferung & Zahlungsart

siehe unsere [Liefer- und Versandbedingungen](#)

Zuschläge

- Mindermengenzuschlag
- Trockeneiszuschlag
- Gefahrgutzuschlag
- Expressversand

SZABO-SCANDIC HandelsgmbH

Quellenstraße 110, A-1100 Wien

T. +43(0)1 489 3961-0

F. +43(0)1 489 3961-7

mail@szabo-scandic.com

www.szabo-scandic.com

[linkedin.com/company/szaboscandic](https://www.linkedin.com/company/szaboscandic) 



OVOL1 MaxPab mouse polyclonal antibody (B02) MaxPab®

Catalog # : H00005017-B02

規格 : [50 uL]

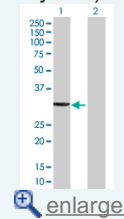
[List All](#)

Specification

| | |
|---------------------------------|--|
| Product Description: | Mouse polyclonal antibody raised against a full-length human OVOL1 protein. |
| Immunogen: | OVOL1 (NP_004552.2, 1 a.a. ~ 267 a.a) full-length human protein. |
| Sequence: | MPRAFLVKKPCVSTCKRNWSELPDEERGEIYVPVSLGFCPPQPYREPEP SVAEPPSCPLALNMSLRDSSYSMAPGPCVVAQLPSEDMGHLTDPQSRD HGFLRTKMKVTLGDSPSGDLFTCRVCQKAFTYQRMLNRHMKCHNDVK RHLCITYCGKGFNDTFDLKRHVRTHTGVRPYKCSLCKAFTQRCSESH LKKIHGVQKQYAYKERRAKLYVCEECGCTSESQEGHVLHLKEHHPDSPL LRKTSKKVAVALQNTVTSLQGSPL |
| Host: | Mouse |
| Reactivity: | Human |
| Quality Control Testing: | Antibody reactive against mammalian transfected lysate. |
| Storage Buffer: | No additive |
| Storage Instruction: | Store at -20°C or lower. Aliquot to avoid repeated freezing and thawing. |
| Note: | For IHC and IF applications, antibody purification with Protein A will be needed prior to use. |
| MSDS: |  Download |
| Datasheet: |  Download |


Application Image

Western Blot (Transfected lysate)



Applications

Western Blot (Transfected lysate)



Western Blot analysis of OVOL1 expression in transfected 293T cell line ([H00005017-T02](#)) by OVOL1 MaxPab polyclonal antibody.

Lane 1: OVOL1 transfected lysate(29.37 KDa).
Lane 2: Non-transfected lysate.

Gene Information

Entrez GeneID: [5017](#)

**GeneBank
Accession#:** [NM_004561.2](#)

**Protein
Accession#:** [NP_004552.2](#)

Gene Name: OVOL1

Gene Alias: HOVO1

**Gene
Description:** ovo-like 1(Drosophila)

Omim ID: [602313](#)

Gene Ontology: [Hyperlink](#)

Gene Summary: This gene encodes a protein highly similar to Drosophila and mouse proteins. In Drosophila the ovo protein plays a critical role in Drosophila oogenesis and cuticle formation. In mice the ovo like protein is involved in hair formation and spermatogenesis. The function of the human gene product has not been determined. [provided by RefSeq]

**Other
Designations:** OVO-like 1 binding protein,ovo homolog-like 1,putative transcription factor OVO-like 1

Related Disease

[Tobacco Use Disorder](#)