



SZABO SCANDIC

Part of Europa Biosite

Produktinformation



Forschungsprodukte & Biochemikalien



Zellkultur & Verbrauchsmaterial



Diagnostik & molekulare Diagnostik



Laborgeräte & Service

Weitere Information auf den folgenden Seiten!
See the following pages for more information!



Lieferung & Zahlungsart

siehe unsere [Liefer- und Versandbedingungen](#)

Zuschläge

- Mindermengenzuschlag
- Trockeneiszuschlag
- Gefahrgutzuschlag
- Expressversand

SZABO-SCANDIC HandelsgmbH

Quellenstraße 110, A-1100 Wien

T. +43(0)1 489 3961-0

F. +43(0)1 489 3961-7

mail@szabo-scandic.com

www.szabo-scandic.com

[linkedin.com/company/szaboscandic](https://www.linkedin.com/company/szaboscandic) 

OXA1L purified MaxPab mouse polyclonal antibody (B03P) MaxPab®

Catalog # : H00005018-B03P

規格 : [50 ug]

[List All](#)

Specification

Product Description: Mouse polyclonal antibody raised against a full-length human OXA1L protein.

Immunogen: OXA1L (Q15070, 1 a.a. ~ 435 a.a) full-length human protein.

Sequence:
MAMGLMCGRELLRLLQSGRRVHSVAGPSQWLKPLTTRLLFPVAPC
CCRPHYLFLAASGPRSLSTSAISFAEVQVQAPPVVAATPSPTAVPEVASG
ETADVQTAAEQSF AELGLGSYTPVGLIQNLLEFMHVDLGLPWWGAI
AACTV FARCLIFPLIVTGQREAARIHNLPEIQKFSSRIREAKLAGDHIEYKAS
SEMALYQKKHGKLYKPLILPVTQAPIFISFFIALREMANLPVPSLQTGGLW
WFQDLTVSDPIYLPLAVTATMWAVLELGAETGVQSSDLQWMRNVIRMM
PLITLPITMHFPTAVFMYWLSSNLFSLVQVSLRIPAVRTLKIPQRVVDL
DKLPPREGFLESFKKGWKN AEMTRQLRERERQMRNQL ELAARGPLRQ
TFTHNPLLQPGKDNPPNIPSSSSKPKSKYPWHDTLG

Host: Mouse

Reactivity: Human

Quality Control Testing: Antibody reactive against mammalian transfected lysate.

Storage Buffer: In 1x PBS, pH 7.4

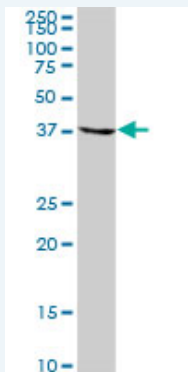
Storage Instruction: Store at -20°C or lower. Aliquot to avoid repeated freezing and thawing.

MSDS: [Download](#)

Datasheet: [Download](#)

Applications

Western Blot (Tissue lysate)




OXA1L MaxPab polyclonal antibody. Western Blot analysis of OXA1L expression in human liver.

[Protocol Download](#)

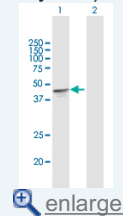
Western Blot (Transfected lysate)

Application Image

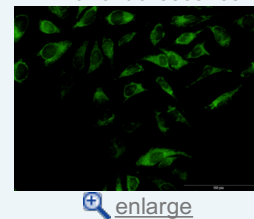
Western Blot (Tissue lysate)




Western Blot (Transfected lysate)



Immunofluorescence



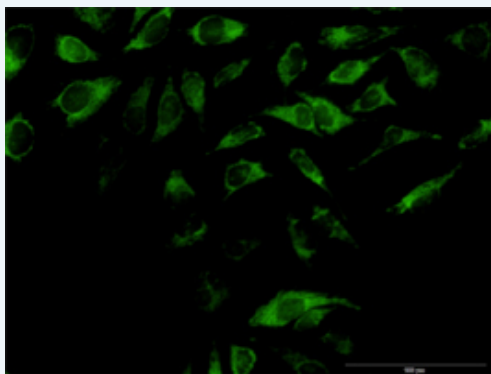


Western Blot analysis of OXA1L expression in transfected 293T cell line ([H00005018-T01](#)) by OXA1L MaxPab polyclonal antibody.

Lane 1: OXA1L transfected lysate(47.85 KDa).
Lane 2: Non-transfected lysate.

[Protocol Download](#)

Immunofluorescence



enlarge this image

Immunofluorescence of purified MaxPab antibody to OXA1L on HeLa cell. [antibody concentration 15 ug/ml]

[Protocol Download](#)

Gene Information

Entrez GeneID: [5018](#)

GeneBank [Q15070](#)
Accession#:

Protein [Q15070](#)
Accession#:

Gene Name: OXA1L

Gene Alias: MGC133129

Gene Description: oxidase (cytochrome c) assembly 1-like

Omim ID: [601066](#)

Gene Ontology: [Hyperlink](#)

Other Designations: OTTHUMP00000027912

Gene Pathway

[Protein export](#)

Related Disease

Genetic Predisposition to Disease Narcolepsy

[服務條款](#) | [隱私權政策](#) | [著作及商標](#) | [網站地圖](#)

©2016 亞諾法生技股份有限公司 Abnova Corporation. 版權所有.