



SZABO SCANDIC

Part of Europa Biosite

Produktinformation



Forschungsprodukte & Biochemikalien



Zellkultur & Verbrauchsmaterial



Diagnostik & molekulare Diagnostik



Laborgeräte & Service

Weitere Information auf den folgenden Seiten!
See the following pages for more information!



Lieferung & Zahlungsart

siehe unsere [Liefer- und Versandbedingungen](#)

Zuschläge

- Mindermengenzuschlag
- Trockeneiszuschlag
- Gefahrgutzuschlag
- Expressversand

SZABO-SCANDIC HandelsgmbH

Quellenstraße 110, A-1100 Wien

T. +43(0)1 489 3961-0

F. +43(0)1 489 3961-7

mail@szabo-scandic.com

www.szabo-scandic.com

[linkedin.com/company/szaboscandic](https://www.linkedin.com/company/szaboscandic) 

P2RX5 MaxPab mouse polyclonal antibody (B01) MaxPab®

Catalog # : H00005026-B01

規格 : [50 uL]

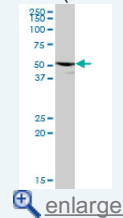
[List All](#)

Specification


Product Description:	Mouse polyclonal antibody raised against a full-length human P2RX5 protein.
Immunogen:	P2RX5 (NP_002552.2, 1 a.a. ~ 422 a.a) full-length human protein.
Sequence:	<p>MGQAGCKGLCLSLFDYKTEKYVIANKKVGLLYRLLQASILAYLVVWVFLI KKG YQDVDTSLQSAVITKVKGVAF TNTSDLGQRIWDVADYVIPAQGENV FFVVTNLIVTPNQRQNVCAENEGIPDGACSKDSDCHAGEAVTAGNGVKT GRCLRRREN LARGTCEIFAWCPLETSSRPEEPFLKEAEDFTIFIKNHIRFPK FNFSKSNVMDVKDRSFLKSCHF GPKNHYCPIFRLGSVIRWAGSDFQDIAL EGGVIGINIEWNCDLDKAASECHPHYSFSRLDNKLSKSVSSGYNFRFARY YRDAAGVEFRTL MKAYGIRFDVMVNGKGAFFCDLVLIIKKREFYRDKK YEEVRGLEDSQEADEASGLGLSEQLTSGPGLLGMPEQQELQEPPEA KRGSSSQKGNVSVCPQLLEPHRST</p>
Host:	Mouse
Reactivity:	Human
Quality Control Testing:	Antibody reactive against mammalian transfected lysate.
Storage Buffer:	No additive
Storage Instruction:	Store at -20°C or lower. Aliquot to avoid repeated freezing and thawing.
Note:	For IHC and IF applications, antibody purification with Protein A will be needed prior to use.
MSDS:	Download
Datasheet:	Download

Application Image

Western Blot (Tissue lysate)

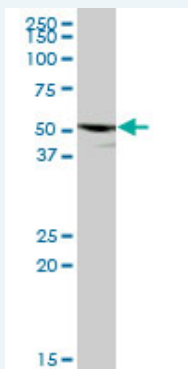


Western Blot (Transfected lysate)



Applications


Western Blot (Tissue lysate)



P2RX5 MaxPab polyclonal antibody. Western Blot analysis of P2RX5 expression in human pancreas.

[Protocol Download](#)

Western Blot (Transfected lysate)



Western Blot analysis of P2RX5 expression in transfected 293T cell line ([H00005026-T01](#)) by P2RX5 MaxPab polyclonal antibody.

Lane 1: P2RX5 transfected lysate(46.42 KDa).

Lane 2: Non-transfected lysate.

 [Protocol Download](#)

Gene Information

Entrez GeneID: [5026](#)

GeneBank [NM_002561.2](#)

Accession#:

Protein [NP_002552.2](#)

Accession#:

Gene Name: P2RX5

Gene Alias: MGC47755,P2X5,P2X5R

Gene purinergic receptor P2X, ligand-gated ion channel, 5

Description:

Omim ID: [602836](#)

Gene Ontology: [Hyperlink](#)

Gene Summary: The product of this gene belongs to the family of purinoceptors for ATP. This receptor functions as a ligand-gated ion channel. Several characteristic motifs of ATP-gated channels are present in its primary structure, but, unlike other members of the purinoceptors family, this receptor has only a single transmembrane domain. Three transcript variants encoding distinct isoforms have been identified for this gene. [provided by RefSeq]

Other Designations: ATP receptor subunit,P2X purinoceptor 5,ionotropic ATP receptor P2X5,purinergic receptor P2X ligand gated ion channel 5,purinergic receptor P2X5

Gene Pathway

[Calcium signaling pathway](#) [Neuroactive ligand-receptor interaction](#)