



SZABO SCANDIC

Part of Europa Biosite

Produktinformation



Forschungsprodukte & Biochemikalien



Zellkultur & Verbrauchsmaterial



Diagnostik & molekulare Diagnostik



Laborgeräte & Service

Weitere Information auf den folgenden Seiten!
See the following pages for more information!



Lieferung & Zahlungsart

siehe unsere [Liefer- und Versandbedingungen](#)

Zuschläge

- Mindermengenzuschlag
- Trockeneiszuschlag
- Gefahrgutzuschlag
- Expressversand

SZABO-SCANDIC HandelsgmbH

Quellenstraße 110, A-1100 Wien

T. +43(0)1 489 3961-0

F. +43(0)1 489 3961-7

mail@szabo-scandic.com

www.szabo-scandic.com

[linkedin.com/company/szaboscandic](https://www.linkedin.com/company/szaboscandic) 



P4HA1 purified MaxPab mouse polyclonal antibody (B01P) MaxPab®

Catalog # : H00005033-B01P

規格 : [50 ug]

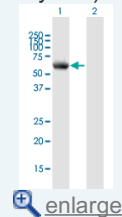
[List All](#)

Specification

Product Description:	Mouse polyclonal antibody raised against a full-length human P4HA1 protein.
Immunogen:	P4HA1 (NP_001017962.1, 1 a.a. ~ 534 a.a) full-length human protein.
Sequence:	MIWYILIGILLPQSLAHPGFFTSIGQMTDLIHTEKDLVTSKDYIKAEEDKLE QIKKWAEKLDRLTSTATKDPEGFVGHVPVNAFKLMKRLNTEWSELENLVL KDMSDGFISNLTIQRQYFPNDEDQVGAAKALLRLQDTYNLDTDTISKGNL PGVKHKSFLTAEDCFELGKVAYTEADYYHTELWMEQALRQLDEGEISTI DKVSVLDYLSYAVYQQGDLKALLTKKLELDPEHQVRANGNLKYFEYIM AKEKDVNKSASDDQSDQKTPKKGVAVDYLPERQKYEMLCRGEIGKM TPRRQKKLFCRYHDGNRNPKFILAPAKQEDEWDKPRIIRFHDIISDAEIEIV KDLAKPRLRRATISNPITGDLETVHYRISKSAWLSGYENPVVSRINMRIQDL TGLDVSTAEELQVANYGVGGQYEPHFDFARKDEPDAFKELGTGNRIAT WLFYMSDVSAGGATVFPEVGASVWPKKGTAVFWYNLASFEGDYSTR HAACPVLVGNKVVSNKWLHERGQEFRRPCTLSELE
Host:	Mouse
Reactivity:	Human
Quality Control Testing:	Antibody reactive against mammalian transfected lysate.
Storage Buffer:	In 1x PBS, pH 7.4
Storage Instruction:	Store at -20°C or lower. Aliquot to avoid repeated freezing and thawing.
MSDS:	 Download
Datasheet:	 Download

Application Image

Western Blot (Transfected lysate)

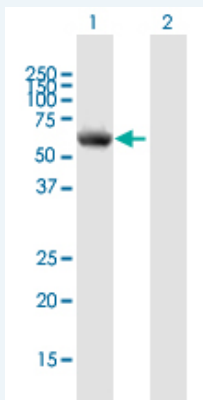


Publication Reference

- [BBF2H7-Mediated Sec23A Pathway Is Required for Endoplasmic Reticulum-to-Golgi Trafficking in Dermal Fibroblasts to Promote Collagen Synthesis.](#)
Ishikura-Kinoshita S, Saeki H, Tsuji-Naito K. *J Invest Dermatol.* 2012 Apr 12. doi: 10.1038/jid.2012.103.
- [Proteomic changes in articular cartilage of human endemic osteoarthritis in China.](#)
Ma WJ, Guo X, Liu JT, Liu RY, Hu JW, Sun AG, Yu YX, Lammi MJ. *Proteomics.* 2011 May 17. doi: 10.1002/pmic.201000636. [Epub ahead of print]

Applications

Western Blot (Transfected lysate)



Western Blot analysis of P4HA1 expression in transfected 293T cell line ([H00005033-T01](#)) by P4HA1 MaxPab polyclonal antibody.

Lane 1: P4HA1 transfected lysate(58.74 KDa).
Lane 2: Non-transfected lysate.

 [Protocol Download](#)

Gene Information

Entrez GeneID: [5033](#)

GeneBank Accession#: [NM_001017962.1](#)

Protein Accession#: [NP_001017962.1](#)

Gene Name: P4HA1

Gene Alias: P4HA

Gene Description: prolyl 4-hydroxylase, alpha polypeptide I

Omim ID: [176710](#)

Gene Ontology: [Hyperlink](#)

Gene Summary: This gene encodes a component of prolyl 4-hydroxylase, a key enzyme in collagen synthesis composed of two identical alpha subunits and two beta subunits. The encoded protein is one of several different types of alpha subunits and provides the major part of the catalytic site of the active enzyme. In collagen and related proteins, prolyl 4-hydroxylase catalyzes the formation of 4-hydroxyproline that is essential to the proper three-dimensional folding of newly synthesized procollagen chains. Alternatively spliced transcript variants encoding different isoforms have been described. [provided by RefSeq]

Other Designations: C-P4Halpha(I),collagen prolyl 4-hydroxylase alpha(I),procollagen-proline, 2-oxoglutarate 4-dioxygenase (proline 4-hydroxylase), alpha polypeptide I,prolyl 4-hydroxylase, alpha I subunit

Gene Pathway

[Arginine and proline metabolism](#) [Metabolic pathways](#)

Related Disease

[Alzheimer Disease](#) [Genetic Predisposition to Disease](#) [Tobacco Use Disorder](#)

