



# SZABO SCANDIC

Part of Europa Biosite

## Produktinformation



Forschungsprodukte & Biochemikalien



Zellkultur & Verbrauchsmaterial



Diagnostik & molekulare Diagnostik



Laborgeräte & Service

Weitere Information auf den folgenden Seiten!  
See the following pages for more information!



### Lieferung & Zahlungsart

siehe unsere [Liefer- und Versandbedingungen](#)

### Zuschläge

- Mindermengenzuschlag
- Trockeneiszuschlag
- Gefahrgutzuschlag
- Expressversand

### SZABO-SCANDIC HandelsgmbH

Quellenstraße 110, A-1100 Wien

T. +43(0)1 489 3961-0

F. +43(0)1 489 3961-7

[mail@szabo-scandic.com](mailto:mail@szabo-scandic.com)

[www.szabo-scandic.com](http://www.szabo-scandic.com)

[linkedin.com/company/szaboscandic](https://www.linkedin.com/company/szaboscandic) 

## P4HB purified MaxPab mouse polyclonal antibody (B01P) MaxPab®

Catalog # : H00005034-B01P

規格 : [ 50 ug ]


[List All](#)

### Specification

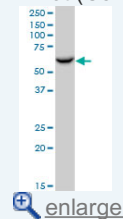
<b>Product Description:</b>	Mouse polyclonal antibody raised against a full-length human P4HB protein.
<b>Immunogen:</b>	P4HB (NP_000909.2, 1 a.a. ~ 508 a.a) full-length human protein.
<b>Sequence:</b>	MLRRALLCLAVAALVRADAPEEEDHVLVLRKSNFAEALAAHKYLLVEFYA PWCGHCKALAPEYAKAAGKLKAEGSEIRLAKVDATEESDLAQQYGVVRG YPTIKFFRNGDTASPKEYTAGREADDIVNWLKKRTGPAATTLPDGAAAE SLVESSEVAVIGFFKDVESDSAKQFLQAAEAIDDIPFGITNSDVF SKYQL DKDGVVLFKKFDEGRNDFEVEVTKENLLDFIKHNQLPLVIEFTEQTAPKIF GGEIKTHILLFLPKSVSDYDGKLSNFKTAESFKGKILFIFIDSDHTDNQRIL EFFGLKKEECPAVRLITLEEEMTKYKPESEELTAERITFCRFLGKIKP HLMSQELPEDWDKQPVKVLVGKNFEDVAFDEKKNVFEFYAPWCGHCK QLAPIWDKLGETYKDHENVIKMDSTANEVEAVKVHSFPTLKFFPASADR TVIDYNGERTLDGFKKFLESQDQDAGDDDDLEDLEEAEEPDMEEEDDD QKAVKDEL
<b>Host:</b>	Mouse
<b>Reactivity:</b>	Human
<b>Quality Control Testing:</b>	Antibody reactive against mammalian transfected lysate.
<b>Storage Buffer:</b>	In 1x PBS, pH 7.4
<b>Storage Instruction:</b>	Store at -20°C or lower. Aliquot to avoid repeated freezing and thawing.
<b>MSDS:</b>	<a href="#"> Download</a>
<b>Datasheet:</b>	<a href="#"> Download</a>

### Application Image

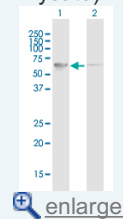
Western Blot (Tissue lysate)



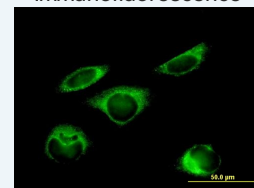
Western Blot (Cell lysate)



Western Blot (Transfected lysate)




Immunofluorescence



### Applications

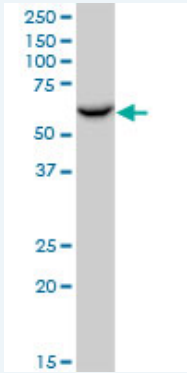
Western Blot (Tissue lysate)



P4HB MaxPab polyclonal antibody. Western Blot analysis of P4HB expression in human liver.

[Protocol Download](#)


### Western Blot (Cell lysate)



P4HB MaxPab polyclonal antibody. Western Blot analysis of P4HB expression in HeLa.

 [Protocol Download](#)


### Western Blot (Transfected lysate)



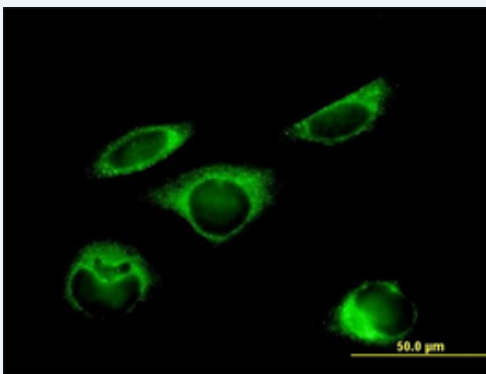
Western Blot analysis of P4HB expression in transfected 293T cell line ([H00005034-T01](#)) by P4HB MaxPab polyclonal antibody.


Lane 1: P4HB transfected lysate(55.88 KDa).

Lane 2: Non-transfected lysate.

 [Protocol Download](#)

### Immunofluorescence



 [enlarge this image](#)

Immunofluorescence of purified MaxPab antibody to P4HB on HeLa cell. [antibody concentration 10 ug/ml]

 [Protocol Download](#)

### Gene Information

Entrez GeneID: [5034](#)

GeneBank [NM\\_000918.2](#)  
Accession#:

Protein [NP\\_000909.2](#)  
Accession#:

Gene Name: P4HB

**Gene Alias:** DSI,ERBA2L,GIT,P4Hbeta,PDI,PDIA1,PHDB,PO4DB,PO4HB,PROHB

**Gene Description:** prolyl 4-hydroxylase, beta polypeptide

**Omim ID:** [176790](#)

**Gene Ontology:** [Hyperlink](#)

**Gene Summary:** This gene encodes the beta subunit of prolyl 4-hydroxylase, a highly abundant multifunctional enzyme that belongs to the protein disulfide isomerase family. When present as a tetramer consisting of two alpha and two beta subunits, this enzyme is involved in hydroxylation of prolyl residues in procollagen. This enzyme is also a disulfide isomerase containing two thioredoxin domains that catalyze the formation, breakage and rearrangement of disulfide bonds. Other known functions include its ability to act as a chaperone that inhibits aggregation of misfolded proteins in a concentration-dependent manner, its ability to bind thyroid hormone, its role in both the influx and efflux of S-nitrosothiol-bound nitric oxide, and its function as a subunit of the microsomal triglyceride transfer protein complex. [provided by RefSeq]

**Other Designations:** collagen prolyl 4-hydroxylase beta,glutathione-insulin transhydrogenase,procollagen-proline, 2-oxoglutarate 4-dioxygenase (proline 4-hydroxylase), beta polypeptide,prolyl 4-hydroxylase, beta subunit,protein disulfide isomerase family A, member 1,protein d

#### **Related Disease**

[Cardiovascular Diseases](#) [Diabetes Mellitus, Type 2](#) [Edema](#)

[服務條款](#) | [隱私權政策](#) | [著作及商標](#) | [網站地圖](#)

©2016 亞諾法生技股份有限公司 Abnova Corporation. 版權所有.