



# SZABO SCANDIC

Part of Europa Biosite

## Produktinformation



Forschungsprodukte & Biochemikalien



Zellkultur & Verbrauchsmaterial



Diagnostik & molekulare Diagnostik



Laborgeräte & Service

Weitere Information auf den folgenden Seiten!  
See the following pages for more information!



### Lieferung & Zahlungsart

siehe unsere [Liefer- und Versandbedingungen](#)

### Zuschläge

- Mindermengenzuschlag
- Trockeneiszuschlag
- Gefahrgutzuschlag
- Expressversand

### SZABO-SCANDIC HandelsgmbH

Quellenstraße 110, A-1100 Wien

T. +43(0)1 489 3961-0

F. +43(0)1 489 3961-7

[mail@szabo-scandic.com](mailto:mail@szabo-scandic.com)

[www.szabo-scandic.com](http://www.szabo-scandic.com)

[linkedin.com/company/szaboscandic](https://www.linkedin.com/company/szaboscandic) 

**PA2G4 purified MaxPab mouse polyclonal antibody (B01P)** MaxPab®

Catalog # : H00005036-B01P

規格 : [ 50 ug ]

[List All](#)

**Specification**

**Product Description:** Mouse polyclonal antibody raised against a full-length human PA2G4 protein.

**Immunogen:** PA2G4 (NP\_006182.2, 1 a.a. ~ 394 a.a) full-length human protein.

**Sequence:**  
 MSGEDEQQEQTIAEDLVWTKYKMGGDIANRVLRLSVEASSGVSVLSLC  
 EKGDAMIMEETGKIFKKEKEMKKGIAFPTSISVNNVCVCHF SPLKSDQDYIL  
 KEGDLVKIDLGVHVDGFIANVAHTFVVDVAQGTQVTGRKADVIKAAHLCA  
 EAALRLVKPGNQNTQVTEAWNKVAHSFNCTPIEGMLSHQLKQHVIDGEK  
 TIQNPTDQQKKDHEKAEFEVHEVYAVDVLVSSGEGKAKDAGQRTTIYKR  
 DPSKQYGLKMKTSRAFFSEVERRFDAMPFTLRAFEDKKARMGVVECA  
 KHELLQPFNVLYEKEGEFVAQFKFTVLLMPNGPMRITSGPFEPDL YKSE  
 MEVQDAELKALLQSSASRKTQKKKKKASKTAENATSGETLEENEAGD

**Host:** Mouse

**Reactivity:** Human

**Quality Control Testing:** Antibody reactive against mammalian transfected lysate.

**Storage Buffer:** In 1x PBS, pH 7.4

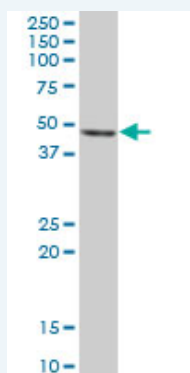
**Storage Instruction:** Store at -20°C or lower. Aliquot to avoid repeated freezing and thawing.

**MSDS:**  [Download](#)

**Datasheet:**  [Download](#)

**Applications**

**Western Blot (Tissue lysate)**



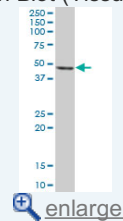
PA2G4 MaxPab polyclonal antibody. Western Blot analysis of PA2G4 expression in human pancreas.

 [Protocol Download](#)

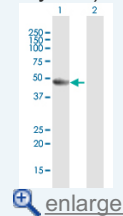
**Western Blot (Transfected lysate)**

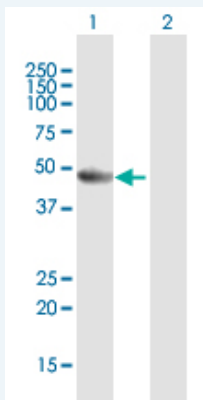
**Application Image**

**Western Blot (Tissue lysate)**



**Western Blot (Transfected lysate)**





Western Blot analysis of PA2G4 expression in transfected 293T cell line ([H00005036-T01](#)) by PA2G4 MaxPab polyclonal antibody.

Lane 1: PA2G4 transfected lysate(43.34 KDa).  
Lane 2: Non-transfected lysate.

 [Protocol Download](#)

## Gene Information

**Entrez GeneID:** [5036](#)

**GeneBank Accession#:** [BC007561](#)

**Protein Accession#:** [NP\\_006182.2](#)

**Gene Name:** PA2G4

**Gene Alias:** EBP1,HG4-1,p38-2G4

**Gene Description:** proliferation-associated 2G4, 38kDa

**Omim ID:** [602145](#)

**Gene Ontology:** [Hyperlink](#)

**Gene Summary:** This gene encodes an RNA-binding protein that is involved in growth regulation. This protein is present in pre-ribosomal ribonucleoprotein complexes and may be involved in ribosome assembly and the regulation of intermediate and late steps of rRNA processing. This protein can interact with the cytoplasmic domain of the ErbB3 receptor and may contribute to transducing growth regulatory signals. This protein is also a transcriptional co-repressor of androgen receptor-regulated genes and other cell cycle regulatory genes through its interactions with histone deacetylases. This protein has been implicated in growth inhibition and the induction of differentiation of human cancer cells. Six pseudogenes, located on chromosomes 3, 6, 9, 18, 20 and X, have been identified. [provided by RefSeq]

**Other Designations:** ErbB-3 binding protein 1,ErbB3-binding protein 1,ErbB3-binding protein Ebp1,cell cycle protein p38-2G4 homolog