



# SZABO SCANDIC

Part of Europa Biosite

## Produktinformation



Forschungsprodukte & Biochemikalien



Zellkultur & Verbrauchsmaterial



Diagnostik & molekulare Diagnostik



Laborgeräte & Service

Weitere Information auf den folgenden Seiten!  
See the following pages for more information!



### Lieferung & Zahlungsart

siehe unsere [Liefer- und Versandbedingungen](#)

### Zuschläge

- Mindermengenzuschlag
- Trockeneiszuschlag
- Gefahrgutzuschlag
- Expressversand

### SZABO-SCANDIC HandelsgmbH

Quellenstraße 110, A-1100 Wien

T. +43(0)1 489 3961-0

F. +43(0)1 489 3961-7

[mail@szabo-scandic.com](mailto:mail@szabo-scandic.com)

[www.szabo-scandic.com](http://www.szabo-scandic.com)

[linkedin.com/company/szaboscandic](https://www.linkedin.com/company/szaboscandic) 

## PBP monoclonal antibody (M01), clone 2G2-1F1

Catalog # : H00005037-M01

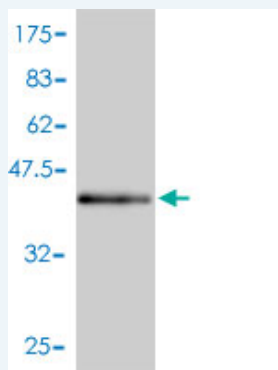
規格 : [ 100 ug ]

[List All](#)

### Specification

<b>Product Description:</b>	Mouse monoclonal antibody raised against a full length recombinant PBP.
<b>Immunogen:</b>	PBP (AAH31102, 1 a.a. ~ 187 a.a) full-length recombinant protein with GST tag. MW of the GST tag alone is 26 KDa.
<b>Sequence:</b>	MPVDLSKWSGPLSLQEVDQPHPLHVTYAGAAVDELGKVLTPQVKN RPTSIWDGLDSGKLYTLVLTDPDAPSRKDPKYREWHHFLVNMKGNDI SSGTVLSDYVGSPPKGTGLHRYVWLVEQDRPLKCDEPILSNRSGDH RGKFKVASFRKKYELRAPVAGTCYQAEWDDYVPKLYEQLSGK
<b>Host:</b>	Mouse
<b>Reactivity:</b>	Human
<b>Isotype:</b>	IgG2b kappa

**Quality Control Testing:** Antibody Reactive Against Recombinant Protein.



Western Blot detection against Immunogen (46.31 KDa) .

**Storage Buffer:** In 1x PBS, pH 7.4

**Storage Instruction:** Store at -20°C or lower. Aliquot to avoid repeated freezing and thawing.

**MSDS:** [Download](#)


**Datasheet:** [Download](#)

### Applications

Western Blot (Tissue lysate)


### Application Image

Western Blot (Tissue lysate)



Western Blot (Recombinant protein)

ELISA



PBP monoclonal antibody (M01), clone 2G2-1F1. Western Blot analysis of PEBP1 expression in human kidney.

 [Protocol Download](#)

---

**Western Blot (Recombinant protein)**

 [Protocol Download](#)

---

**ELISA**

---

**Gene Information**

**Entrez GeneID:** [5037](#)

**GeneBank Accession#:** [BC031102](#)

**Protein Accession#:** [AAH31102](#)

**Gene Name:** PEBP1

**Gene Alias:** HCNP,PBP,PEBP,RKIP

**Gene Description:** phosphatidylethanolamine binding protein 1

**Omim ID:** [604591](#)

**Gene Ontology:** [Hyperlink](#)

**Other Designations:** Raf kinase inhibitory protein,prostatic binding protein