



SZABO SCANDIC

Part of Europa Biosite

Produktinformation



Forschungsprodukte & Biochemikalien



Zellkultur & Verbrauchsmaterial



Diagnostik & molekulare Diagnostik



Laborgeräte & Service

Weitere Information auf den folgenden Seiten!
See the following pages for more information!



Lieferung & Zahlungsart

siehe unsere [Liefer- und Versandbedingungen](#)

Zuschläge

- Mindermengenzuschlag
- Trockeneiszuschlag
- Gefahrgutzuschlag
- Expressversand

SZABO-SCANDIC HandelsgmbH

Quellenstraße 110, A-1100 Wien

T. +43(0)1 489 3961-0

F. +43(0)1 489 3961-7

mail@szabo-scandic.com

www.szabo-scandic.com

[linkedin.com/company/szaboscandic](https://www.linkedin.com/company/szaboscandic) 

PBP monoclonal antibody (M02), clone 1D3-1B6

Catalog # : H00005037-M02

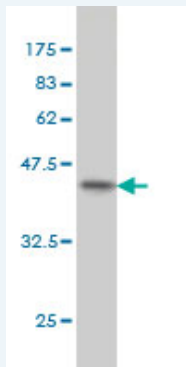
規格 : [100 ug]

[List All](#)

Specification

Product Description:	Mouse monoclonal antibody raised against a full length recombinant PBP.
Immunogen:	PBP (AAH31102, 1 a.a. ~ 187 a.a) full-length recombinant protein with GST tag. MW of the GST tag alone is 26 KDa.
Sequence:	MPVDLSKWSGPLSLQEVDQPHPLHVTYAGAAVDELGKVLTPQVKN RPTSIWDGLDSGKLYTLVLTDPDAPSRKDPKYREWHHFLVNMKGNDI SSGTVLSDYVGSPPKGTGLHRYVWLVEQDRPLKCDEPILSNRSGDH RGKFKVASFRKKYELRAPVAGTCYQAEWDDYVPKLYEQLSGK
Host:	Mouse
Reactivity:	Human
Isotype:	IgG1 Kappa

Quality Control Testing: Antibody Reactive Against Recombinant Protein.



Western Blot detection against Immunogen (46.31 KDa) .

Storage Buffer: In 1x PBS, pH 7.4

Storage Instruction: Store at -20°C or lower. Aliquot to avoid repeated freezing and thawing.

MSDS: [Download](#)

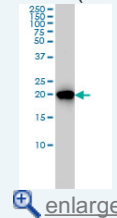
Datasheet: [Download](#)

Applications

Western Blot (Cell lysate)

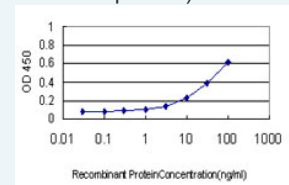
Application Image

Western Blot (Cell lysate)

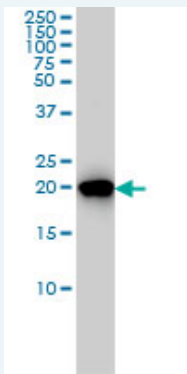


Western Blot (Recombinant protein)

Sandwich ELISA (Recombinant protein)



ELISA



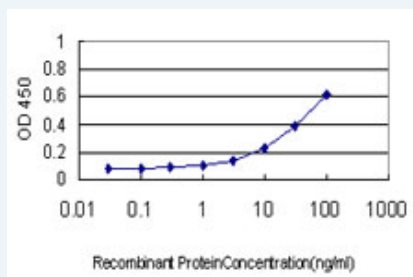
PBP monoclonal antibody (M02), clone 1D3-1B6 Western Blot analysis of PBP expression in HL-60 (Cat # L014V1).

[Protocol Download](#)

Western Blot (Recombinant protein)

[Protocol Download](#)

Sandwich ELISA (Recombinant protein)



Detection limit for recombinant GST tagged PBP is approximately 0.3ng/ml as a capture antibody.

[Protocol Download](#)

ELISA

Gene Information

Entrez GeneID: [5037](#)

GeneBank [BC031102](#)

Accession#:

Protein [AAH31102](#)

Accession#:

Gene Name: PEBP1

Gene Alias: HCNP,PBP,PEBP,RKIP

Gene Description: phosphatidylethanolamine binding protein 1

Omim ID: [604591](#)

Gene Ontology: [Hyperlink](#)

Other Designations: Raf kinase inhibitory protein,prostatic binding protein

Designations: