



# SZABO SCANDIC

Part of Europa Biosite

## Produktinformation



Forschungsprodukte & Biochemikalien



Zellkultur & Verbrauchsmaterial



Diagnostik & molekulare Diagnostik



Laborgeräte & Service

Weitere Information auf den folgenden Seiten!  
See the following pages for more information!



### Lieferung & Zahlungsart

siehe unsere [Liefer- und Versandbedingungen](#)

### Zuschläge

- Mindermengenzuschlag
- Trockeneiszuschlag
- Gefahrgutzuschlag
- Expressversand

### SZABO-SCANDIC HandelsgmbH

Quellenstraße 110, A-1100 Wien

T. +43(0)1 489 3961-0

F. +43(0)1 489 3961-7

[mail@szabo-scandic.com](mailto:mail@szabo-scandic.com)

[www.szabo-scandic.com](http://www.szabo-scandic.com)

[linkedin.com/company/szaboscandic](https://www.linkedin.com/company/szaboscandic) 

## PBP monoclonal antibody (M05), clone M2

Catalog # : H00005037-M05

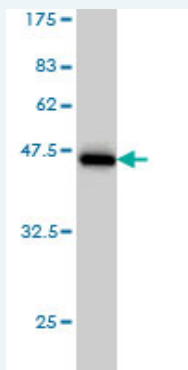
規格 : [ 100 ug ]

[List All](#)

### Specification

<b>Product Description:</b>	Mouse monoclonal antibody raised against a full-length recombinant PBP.
<b>Immunogen:</b>	PBP (AAH31102, 1 a.a. ~ 187 a.a) full-length recombinant protein with GST tag. MW of the GST tag alone is 26 KDa.
<b>Sequence:</b>	MPVDLSKWSGPLSLQEVDEQPQHPLHVTYAGAAVDELGKVLTPQVKN RPTSISWDGLDSGKLYTLVLTDPDAPSRKDPKYREWHHFLVNMKGNDI SSGTVLSDYVGSPPKGTGLHRYVWLVEYQDRPLKCDEPILSNRSGDH RGKFKVASFRKKYELRAPVAGTCYQAEWDDYVPKLYEQLSGK
<b>Host:</b>	Mouse
<b>Reactivity:</b>	Human
<b>Isotype:</b>	IgG

**Quality Control Testing:** Antibody Reactive Against Recombinant Protein.



Western Blot detection against Immunogen (46.31 KDa) .

**Storage Buffer:** In 1x PBS, pH 7.4

**Storage Instruction:** Store at -20°C or lower. Aliquot to avoid repeated freezing and thawing.

**MSDS:** [Download](#)

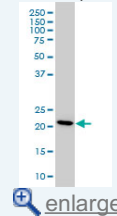
**Datasheet:** [Download](#)

### Applications

Western Blot (Cell lysate)

### Application Image

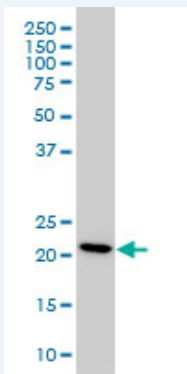
Western Blot (Cell lysate)



Western Blot (Recombinant protein)

Sandwich ELISA (Recombinant protein)

ELISA



PBP monoclonal antibody (M05), clone M2 Western Blot analysis of PBP expression in HeLa ( Cat # L013V1 ).

[Protocol Download](#)

#### Western Blot (Recombinant protein)

[Protocol Download](#)

#### Sandwich ELISA (Recombinant protein)

Detection limit for recombinant GST tagged PBP is approximately 10ng/ml as a capture antibody.

[Protocol Download](#)

#### ELISA

#### Gene Information

Entrez GeneID: [5037](#)

GeneBank [BC031102](#)  
Accession#:

Protein [AAH31102](#)  
Accession#:

Gene Name: PEBP1

Gene Alias: HCNP,PBP,PEBP,RKIP

Gene Description: phosphatidylethanolamine binding protein 1

Omim ID: [604591](#)

Gene Ontology: [Hyperlink](#)

Other Designations: Raf kinase inhibitory protein,prostatic binding protein