



# SZABO SCANDIC

Part of Europa Biosite

## Produktinformation



Forschungsprodukte & Biochemikalien



Zellkultur & Verbrauchsmaterial



Diagnostik & molekulare Diagnostik



Laborgeräte & Service

Weitere Information auf den folgenden Seiten!  
See the following pages for more information!



### Lieferung & Zahlungsart

siehe unsere [Liefer- und Versandbedingungen](#)

### Zuschläge

- Mindermengenzuschlag
- Trockeneiszuschlag
- Gefahrgutzuschlag
- Expressversand

### SZABO-SCANDIC HandelsgmbH

Quellenstraße 110, A-1100 Wien

T. +43(0)1 489 3961-0

F. +43(0)1 489 3961-7

[mail@szabo-scandic.com](mailto:mail@szabo-scandic.com)

[www.szabo-scandic.com](http://www.szabo-scandic.com)

[linkedin.com/company/szaboscandic](https://www.linkedin.com/company/szaboscandic) 

# PABPC3 purified MaxPab mouse polyclonal antibody (B01P) MaxPab®

Catalog # : H00005042-B01P

規格 : [ 50 ug ]

[List All](#)

## Specification

**Product Description:** Mouse polyclonal antibody raised against a full-length human PABPC3 protein.

**Immunogen:** PABPC3 (NP\_112241.2, 1 a.a. ~ 631 a.a) full-length human protein.

**Sequence:**  
 MNPSTPSYPTASLYVGDLPDVTEAMLYEKFSAPGILSIRICRDLITSGS  
 SNYAYVNFQHTKDAEHALDTMNFVVIKPKVIRIMWSQRDPSLRKSGVGN  
 IFVKNLDKSINNKALYDTVSAFGNILSCNVCDENGSKGYGFVHFETHEAA  
 ERAIKKMNGMLLNGRKVFVGQFKSRKEREELGARAKEFPNVYIKNFGE  
 DMDDERLKDILFGKFGPALSVMKMTDESGKSKGFGVFSFERHEDAQKAV  
 DEMNGKELNGKQIYVGRAQKKVERQTELKRTFEQMKQDRITRYQVNL  
 YVKNLDDGIDDERLRKAFSPFGTITSAKVMMEGGRSKGFGVCFSSPEE  
 ATKAVTEMNGRIVATKPLYVALAQRKEERQAYLTNEYMQRMASVRVFN  
 QRAPPSGYFMTAVPQTQNHAAAYPPSQIARLRPSRWTAQGARPHPFQ  
 NKPSAIRPGAPRVFSTMRPASSQVPRVMSTQRVANTSTQTVGPRPAA  
 AAAAAATPAVRTVPRYKYAAGVRNPQQHRNAQPQVTMQLAVHVGGQ  
 ETLTASRLASAPPQKQKQMLGERLFPLIQAMHPTLAGKITGMLLEIDNSE  
 LLYMLESPELSRSKVD EAVAVLQAHQAKEATQKAVNSATGVPTV

**Host:** Mouse

**Reactivity:** Human

**Quality Control Testing:** Antibody reactive against mammalian transfected lysate.

**Storage Buffer:** In 1x PBS, pH 7.4

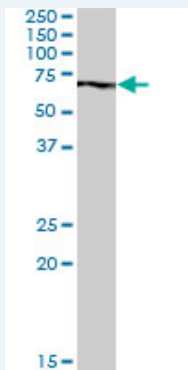
**Storage Instruction:** Store at -20°C or lower. Aliquot to avoid repeated freezing and thawing.

**MSDS:** [Download](#)

**Datasheet:** [Download](#)

## Applications


### Western Blot (Cell lysate)



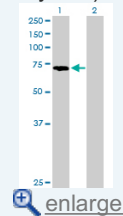
PABPC3 MaxPab polyclonal antibody. Western Blot analysis of PABPC3 expression in HepG2.

## Application Image

### Western Blot (Cell lysate)



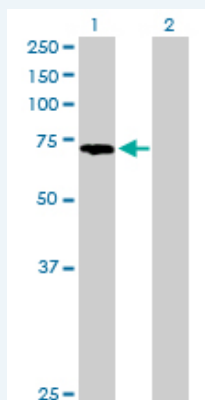
### Western Blot (Transfected lysate)



### Immunofluorescence



### Western Blot (Transfected lysate)

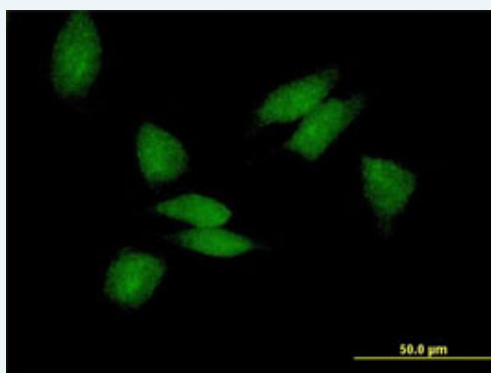


Western Blot analysis of PABPC3 expression in transfected 293T cell line ([H00005042-T01](#)) by PABPC3 MaxPab polyclonal antibody.

Lane 1: PABPC3 transfected lysate(69.41 KDa).

Lane 2: Non-transfected lysate.

### Immunofluorescence



 enlarge this image

Immunofluorescence of purified MaxPab antibody to PABPC3 on HeLa cell. [antibody concentration 10 ug/ml]

### Gene Information

Entrez GeneID: [5042](#)

GeneBank [NM\\_030979.2](#)

Accession#:

Protein [NP\\_112241.2](#)

Accession#:

Gene Name: PABPC3

Gene Alias: PABP3,PABPL3

Gene Description: poly(A) binding protein, cytoplasmic 3

Omim ID: [604680](#)

Gene Ontology: [Hyperlink](#)

Gene Summary: Messenger RNA stability and translation initiation are extensively under the control of poly(A)-binding proteins (PABP). See PABPC1 (MIM 604679) for background information.[supplied by OMIM]

**Other** poly(A)-binding protein-like 3, testis-specific poly(A)-binding protein  
**Designations:** (PABP), testis-specific poly(A)-binding protein 3

---

---

[服務條款](#) | [隱私權政策](#) | [著作及商標](#) | [網站地圖](#)

©2016 亞諾法生技股份有限公司 Abnova Corporation. 版權所有.