



SZABO SCANDIC

Part of Europa Biosite

Produktinformation



Forschungsprodukte & Biochemikalien



Zellkultur & Verbrauchsmaterial



Diagnostik & molekulare Diagnostik



Laborgeräte & Service

Weitere Information auf den folgenden Seiten!
See the following pages for more information!



Lieferung & Zahlungsart

siehe unsere [Liefer- und Versandbedingungen](#)

Zuschläge

- Mindermengenzuschlag
- Trockeneiszuschlag
- Gefahrgutzuschlag
- Expressversand

SZABO-SCANDIC HandelsgmbH

Quellenstraße 110, A-1100 Wien

T. +43(0)1 489 3961-0

F. +43(0)1 489 3961-7

mail@szabo-scandic.com

www.szabo-scandic.com

[linkedin.com/company/szaboscandic](https://www.linkedin.com/company/szaboscandic) 



PAFAH2 purified MaxPab mouse polyclonal antibody (B01P) MaxPab®

Catalog # : H00005051-B01P

規格 : [50 ug]

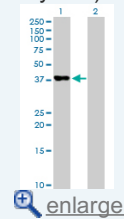
[List All](#)

Specification

Product Description:	Mouse polyclonal antibody raised against a full-length human PAFAH2 protein.
Immunogen:	PAFAH2 (NP_000428.2, 1 a.a. ~ 392 a.a) full-length human protein.
Sequence:	MGVNQSVGFPPVTGPHLVGCGDVMEGQNLQGSFFRFLFYPCQKAEETM EQPLWIPRYEYCTGLAEYLQFNKRCGLLFNLA VGSCRLPVS WNGPFK TKDSGYPLIIFSHGLGAFRTL YSAFCMELASRGFVAVPEHRDRSAATTY FCKQAPEENQPTNESLQEEWIPFRRVEEGEKEFHVRNPQVHQRVSECL RVLKILQEVTAGQTVFNILPGGLDLMTLKG NIDMSRVAVMGHSFGGATAI LALAKETQFRCAVALDAWMFPLERDFYPKARGPVFFINTEKFQTMESVN LMKKICAQHEQSRIITVLG SVHRSQTDFAFVTGNLIGKFFSTETRGSLDPY EGQEV MVRAMLAF LQKHLDLKEDYNQWNNLIEGIGPSLTPGAPHHLSSL
Host:	Mouse
Reactivity:	Human
Quality Control Testing:	Antibody reactive against mammalian transfected lysate.
Storage Buffer:	In 1x PBS, pH 7.4
Storage Instruction:	Store at -20°C or lower. Aliquot to avoid repeated freezing and thawing.
MSDS:	 Download
Datasheet:	 Download

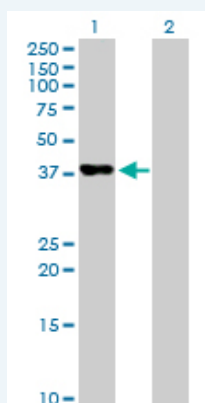
Application Image

Western Blot (Transfected lysate)



Applications

Western Blot (Transfected lysate)



Western Blot analysis of PAFAH2 expression in transfected 293T cell line ([H00005051-T01](#)) by PAFAH2 MaxPab polyclonal antibody.

Lane 1: PAFAH2 transfected lysate(43.12 KDa).
Lane 2: Non-transfected lysate.

 [Protocol Download](#)

Gene Information

Entrez GeneID: [5051](#)

**GeneBank
Accession#:** [NM_000437.2](#)

**Protein
Accession#:** [NP_000428.2](#)

Gene Name: PAFAH2

Gene Alias: FLJ26025,HSD-PLA2

**Gene
Description:** platelet-activating factor acetylhydrolase 2, 40kDa

Omim ID: [602344](#)

Gene Ontology: [Hyperlink](#)

Gene Summary: This gene encodes platelet-activating factor acetylhydrolase isoform 2, a single-subunit intracellular enzyme that catalyzes the removal of the acetyl group at the SN-2 position of platelet-activating factor (identified as 1-O-alkyl-2-acetyl-sn-glycerol-3-phosphorylcholine). However, this lipase exhibits a broader substrate specificity than simply platelet activating factor. Two other isoforms of intracellular platelet-activating factor acetylhydrolase exist, and both are multi-subunit enzymes. Additionally, there is a single-subunit serum isoform of this enzyme. [provided by RefSeq]

**Other
Designations:** OTTHUMP00000008596,platelet-activating factor acetylhydrolase 2,platelet-activating factor acetylhydrolase 2 (40kD)

Gene Pathway

[Ether lipid metabolism](#) [Metabolic pathways](#)

Related Disease

[Arterial Occlusive Diseases](#) [Atherosclerosis](#) [Atherosclerosis](#) [Hypercholesterolemia](#)
[Peripheral Vascular Diseases](#)

[服務條款](#) | [隱私權政策](#) | [著作及商標](#) | [網站地圖](#)

©2016 亞諾法生技股份有限公司 Abnova Corporation. 版權所有.