



SZABO SCANDIC

Part of Europa Biosite

Produktinformation



Forschungsprodukte & Biochemikalien



Zellkultur & Verbrauchsmaterial



Diagnostik & molekulare Diagnostik



Laborgeräte & Service

Weitere Information auf den folgenden Seiten!
See the following pages for more information!



Lieferung & Zahlungsart

siehe unsere [Liefer- und Versandbedingungen](#)

Zuschläge

- Mindermengenzuschlag
- Trockeneiszuschlag
- Gefahrgutzuschlag
- Expressversand

SZABO-SCANDIC HandelsgmbH

Quellenstraße 110, A-1100 Wien

T. +43(0)1 489 3961-0

F. +43(0)1 489 3961-7

mail@szabo-scandic.com

www.szabo-scandic.com

[linkedin.com/company/szaboscandic](https://www.linkedin.com/company/szaboscandic) 

PRDX1 monoclonal antibody (M01), clone 4B11-D10

Catalog # : H00005052-M01

規格 : [100 ug]

[List All](#)

Specification

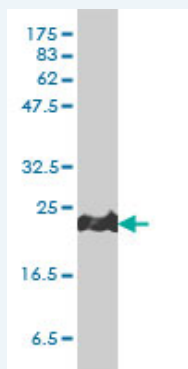
Product Description:	Mouse monoclonal antibody raised against a full length recombinant PRDX1.
Immunogen:	PRDX1 (AAH07063, 1 a.a. ~ 199 a.a) full-length recombinant protein with GST tag. MW of the GST tag alone is 26 KDa.
Sequence:	MSSGNAKIGH PAPNFKATAVMPDGQFKDISLSDYKGYVFFHPLDFT FVCPTEIIAFSDRAEEFKLNCQVIGASVDSHFCHLAWVNTPKKQGGLGP MNIPLVSDPKRTIAQDYGVLKADEGISFRGLFIIDDKGILRQITVNDLPVGR SVDETLRLVQAFQFTDKHGVEVCPAGWKPGSDTIKPDVQKSKEYFSKQK
Host:	Mouse
Reactivity:	Human
Isotype:	IgG1 Kappa
Quality Control Testing:	Antibody Reactive Against Recombinant Protein.
Storage Buffer:	In 1x PBS, pH 7.4
Storage Instruction:	Store at -20°C or lower. Aliquot to avoid repeated freezing and thawing.
MSDS:	Download
Datasheet:	Download

Publication Reference

1. [Induced nitric oxide synthetase and peroxiredoxin expression in intramucosal poorly differentiated gastric cancer of young patients.](#)
Hirahashi M, Koga Y, Kumagai R, Aishima S, Taguchi K, Oda Y. *Pathol Int.* 2014 Apr;64(4):155-63. doi: 10.1111/pin.12152.

Applications

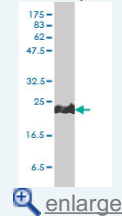
Western Blot (Cell lysate)



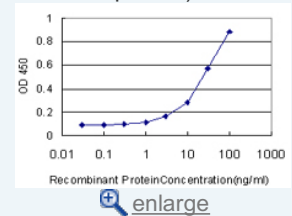
PRDX1 monoclonal antibody (M01), clone 4B11-D10 Western Blot analysis of PRDX1

Application Image

Western Blot (Cell lysate)



Sandwich ELISA (Recombinant protein)

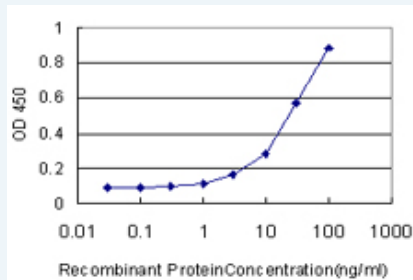


ELISA

expression in HeLa (Cat # L013V1).

 [Protocol Download](#)

Sandwich ELISA (Recombinant protein)



Detection limit for recombinant GST tagged PRDX1 is approximately 1ng/ml as a capture antibody.

 [Protocol Download](#)

ELISA

Gene Information

Entrez GeneID: [5052](#)

GeneBank Accession#: [BC007063](#)

Protein Accession#: [AAH07063](#)

Gene Name: PRDX1

Gene Alias: MSP23,NKEFA,PAG,PAGA,PAGB,PRX1,PRXI,TDPX2

Gene Description: peroxiredoxin 1

Omim ID: [176763](#)

Gene Ontology: [Hyperlink](#)

Gene Summary: This gene encodes a member of the peroxiredoxin family of antioxidant enzymes, which reduce hydrogen peroxide and alkyl hydroperoxides. The encoded protein may play an antioxidant protective role in cells, and may contribute to the antiviral activity of CD8(+) T-cells. This protein may have a proliferative effect and play a role in cancer development or progression. Three transcript variants encoding the same protein have been identified for this gene. [provided by RefSeq]

Other Designations: OTTHUMP0000009234,natural killer-enhancing factor A,proliferation-associated gene A,thioredoxin-dependent peroxide reductase 2

Related Disease

[Alzheimer Disease](#) [Alzheimer disease](#) [Cognition](#)