



# SZABO SCANDIC

Part of Europa Biosite

## Produktinformation



Forschungsprodukte & Biochemikalien



Zellkultur & Verbrauchsmaterial



Diagnostik & molekulare Diagnostik



Laborgeräte & Service

Weitere Information auf den folgenden Seiten!  
See the following pages for more information!



### Lieferung & Zahlungsart

siehe unsere [Liefer- und Versandbedingungen](#)

### Zuschläge

- Mindermengenzuschlag
- Trockeneiszuschlag
- Gefahrgutzuschlag
- Expressversand

### SZABO-SCANDIC HandelsgmbH

Quellenstraße 110, A-1100 Wien

T. +43(0)1 489 3961-0

F. +43(0)1 489 3961-7

[mail@szabo-scandic.com](mailto:mail@szabo-scandic.com)

[www.szabo-scandic.com](http://www.szabo-scandic.com)



[linkedin.com/company/szaboscandic](https://www.linkedin.com/company/szaboscandic) 

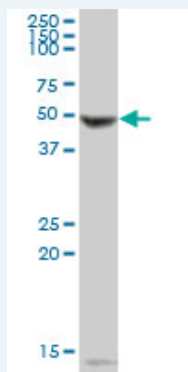
**PAH purified MaxPab mouse polyclonal antibody (B01P)** MaxPab®

Catalog # : H00005053-B01P

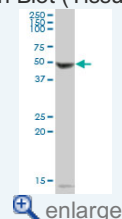
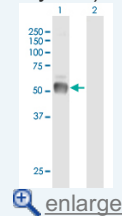

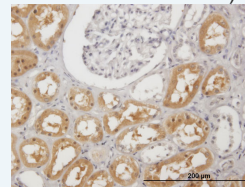

規格 : [ 50 ug ]

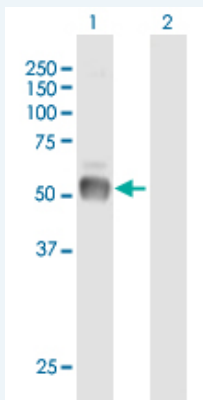
[List All](#)
**Specification**

<b>Product Description:</b>	Mouse polyclonal antibody raised against a full-length human PAH protein.
<b>Immunogen:</b>	PAH (AAH26251.1, 1 a.a. ~ 452 a.a) full-length human protein.
<b>Sequence:</b>	MSTAVLENPGLGRKLSDFGQETSYIEDNCNQNGAISLIFSLKEEVGALAK VLRLFEEENDVNLTHIESRPSRLKKDEYEFFTHLDKRSLPALTNIIKLRHDIG ATVHELSDRDKKKTVPWFPRTIQELDRFANQILSYGAELDADHPGFKDP VYRARRKQFADIAYNYRHGQPIPRVEYMEEGKKTWGTVFKTLKSLYKTH ACYEYNHIFPILLEKYCGFHEDNIPQLEDVSQLTCTGFRLRPVAGLLSS RDFLGGLAFRVFHCTQYIRHGSKPMYTPDPDICHHELLGHVPLFSDRSFA QFSQEIGLASLGAPDEYIEKLATYWFVTEFGLCKQGDSIKAYGAGLLSSF GELQYCLSEKPKLLPLELEKTAIQNYTVTEFQPLYYVAESFNDAKEKVRN FAATIPRPF SVRYDPYTQRIEVL DNTQQLKILADSINSEIGILCSALQKIK
<b>Host:</b>	Mouse
<b>Reactivity:</b>	Human
<b>Quality Control Testing:</b>	Antibody reactive against mammalian transfected lysate.
<b>Storage Buffer:</b>	In 1x PBS, pH 7.4
<b>Storage Instruction:</b>	Store at -20°C or lower. Aliquot to avoid repeated freezing and thawing.
<b>MSDS:</b>	 <a href="#">Download</a>
<b>Datasheet:</b>	 <a href="#">Download</a>

**Applications**
**Western Blot (Tissue lysate)**


PAH MaxPab polyclonal antibody. Western Blot analysis of PAH expression in human liver.

 [Protocol Download](#)
**Western Blot (Transfected lysate)**
**Application Image**
**Western Blot (Tissue lysate)**

 [enlarge](#)
**Western Blot (Transfected lysate)**

 [enlarge](#)
**Immunohistochemistry  
(Formalin/PFA-fixed paraffin-embedded sections)**

 [enlarge](#)

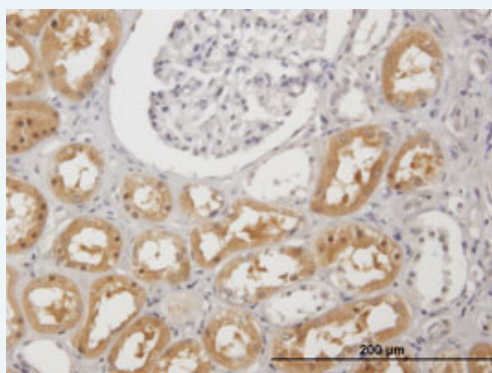


Western Blot analysis of PAH expression in transfected 293T cell line ([H00005053-T01](#)) by PAH MaxPab polyclonal antibody.

Lane 1: PAH transfected lysate(49.72 KDa).  
Lane 2: Non-transfected lysate.

[Protocol Download](#)

### Immunohistochemistry (Formalin/PFA-fixed paraffin-embedded sections)



[enlarge this image](#)

Immunoperoxidase of [purified](#) MaxPab antibody to PAH on formalin-fixed paraffin-embedded human kidney. [antibody concentration 3 ug/ml]

[Protocol Download](#)

### Gene Information

Entrez GeneID: [5053](#)

GeneBank [BC026251.1](#)  
Accession#:

Protein [AAH26251.1](#)  
Accession#:

Gene Name: PAH

Gene Alias: PH,PKU,PKU1

Gene Description: phenylalanine hydroxylase

Omim ID: [261600](#)

Gene Ontology: [Hyperlink](#)

Gene Summary: PAH encodes the enzyme phenylalanine hydroxylase that is the rate-limiting step in phenylalanine catabolism. Deficiency of this enzyme activity results in the autosomal recessive disorder phenylketonuria. [provided by RefSeq]

Other Designations: -

## Gene Pathway

---

[Metabolic pathways](#) [Phenylalanine, tyrosine and tryptophan biosynthesis](#)

## Related Disease

---

[Anorexia Nervosa](#) [Autistic Disorder](#) [Bulimia](#) [Cognition](#) [Dyskinesia](#) [Drug-Induced Galactosemias](#) [Genetic Predisposition to Disease](#) [Hallucinations](#) [Male Urogenital Diseases](#) [Mental Disorders](#) [Phenylketonuria](#) [Phenylketonuria, Maternal](#) [Phenylketonurias](#) [Prostate cancer](#) [Prostatic Neoplasms](#) [Psychotic Disorders](#) [Schizophrenia](#) [Schizophrenia](#)

---

[服務條款](#) | [隱私權政策](#) | [著作及商標](#) | [網站地圖](#)

©2016 亞諾法生技股份有限公司 Abnova Corporation. 版權所有.