



SZABO SCANDIC

Part of Europa Biosite

Produktinformation



Forschungsprodukte & Biochemikalien



Zellkultur & Verbrauchsmaterial



Diagnostik & molekulare Diagnostik



Laborgeräte & Service

Weitere Information auf den folgenden Seiten!
See the following pages for more information!



Lieferung & Zahlungsart

siehe unsere [Liefer- und Versandbedingungen](#)

Zuschläge

- Mindermengenzuschlag
- Trockeneiszuschlag
- Gefahrgutzuschlag
- Expressversand

SZABO-SCANDIC HandelsgmbH

Quellenstraße 110, A-1100 Wien

T. +43(0)1 489 3961-0

F. +43(0)1 489 3961-7

mail@szabo-scandic.com

www.szabo-scandic.com

[linkedin.com/company/szaboscandic](https://www.linkedin.com/company/szaboscandic) 



PAH purified MaxPab rabbit polyclonal antibody (D01P) MaxPab®

Catalog # : H00005053-D01P

規格 : [100 ug]

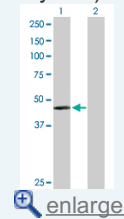
[List All](#)

Specification

Product Description:	Rabbit polyclonal antibody raised against a full-length human PAH protein.
Immunogen:	PAH (AAH26251.1, 1 a.a. ~ 452 a.a) full-length human protein.
Sequence:	MSTAVLENPGLGRKLSDFGQETSYIEDNCNQNGAISLIFSLKEEVGALAK VLRLFEEENDVNLTHIESRPSRLKKDEYEFFTHLDKRSLPALTNIIKLRHDIG ATVHELSDKDDKDTVPWFPRTIQELDRFANQILSYGAELDADHPGFKDP VYRARRKQFADIAYNYRHGQPIPRVEYMEEGKKTWGTVFKTLKSLYKTH ACYEYNHIFPALLEKYCGFHEDNIPQLEDVVSQFLQTCTGFRLRPVAGLLSS RDFLGGLAFRVFHCTQYIRHGSKPMYTPDPDICHHELLGHVPLFSDRSFA QFSQEIGLASLGAPDEYIEKLATYWFVTEFGLCKQGDSIKAYGAGLLSSF GELQYCLSEKPKLLPLELEKTAIQNYTVTEFQPLYYVAESFNDAKEKVRN FAATIPRPF SVRYDPYTQRIEVL DNTQQLKILADSINSEIGILCSALQKIK
Host:	Rabbit
Reactivity:	Human
Quality Control Testing:	Antibody reactive against mammalian transfected lysate.
Storage Buffer:	In 1x PBS, pH 7.4
Storage Instruction:	Store at -20°C or lower. Aliquot to avoid repeated freezing and thawing.
MSDS:	 Download
Datasheet:	 Download

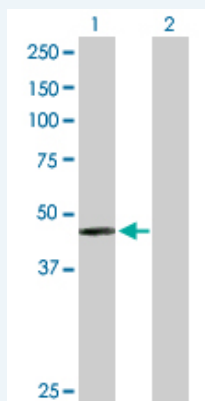
Application Image

Western Blot (Transfected lysate)



Applications

Western Blot (Transfected lysate)



Western Blot analysis of PAH expression in transfected 293T cell line (H00005053-T02) by PAH MaxPab polyclonal antibody.

Lane 1: PAH transfected lysate(51.80 KDa).
Lane 2: Non-transfected lysate.

Gene Information

Entrez GeneID: [5053](#)

GeneBank Accession#: [BC026251.1](#)

Protein Accession#: [AAH26251.1](#)

Gene Name: PAH

Gene Alias: PH,PKU,PKU1

Gene Description: phenylalanine hydroxylase

Omim ID: [261600](#)

Gene Ontology: [Hyperlink](#)

Gene Summary: PAH encodes the enzyme phenylalanine hydroxylase that is the rate-limiting step in phenylalanine catabolism. Deficiency of this enzyme activity results in the autosomal recessive disorder phenylketonuria. [provided by RefSeq]

Other Designations: -

Gene Pathway

[Metabolic pathways](#) [Phenylalanine, tyrosine and tryptophan biosynthesis](#)

Related Disease

[Anorexia Nervosa](#) [Autistic Disorder](#) [Bulimia](#) [Cognition](#) [Dyskinesia](#) [Drug-Induced Galactosemias](#) [Genetic Predisposition to Disease](#) [Hallucinations](#) [Male Urogenital Diseases](#) [Mental Disorders](#) [Phenylketonuria](#) [Phenylketonuria, Maternal](#) [Phenylketonurias](#) [Prostate cancer](#) [Prostatic Neoplasms](#) [Psychotic Disorders](#) [Schizophrenia](#) [Schizophrenia](#)