



SZABO SCANDIC

Part of Europa Biosite

Produktinformation



Forschungsprodukte & Biochemikalien



Zellkultur & Verbrauchsmaterial



Diagnostik & molekulare Diagnostik



Laborgeräte & Service

Weitere Information auf den folgenden Seiten!
See the following pages for more information!



Lieferung & Zahlungsart

siehe unsere [Liefer- und Versandbedingungen](#)

Zuschläge

- Mindermengenzuschlag
- Trockeneiszuschlag
- Gefahrgutzuschlag
- Expressversand

SZABO-SCANDIC HandelsgmbH

Quellenstraße 110, A-1100 Wien

T. +43(0)1 489 3961-0

F. +43(0)1 489 3961-7

mail@szabo-scandic.com

www.szabo-scandic.com

[linkedin.com/company/szaboscandic](https://www.linkedin.com/company/szaboscandic) 



PPP3R2 purified MaxPab rabbit polyclonal antibody (D01P) MaxPab®

Catalog # : H00005535-D01P

規格 : [100 ug]

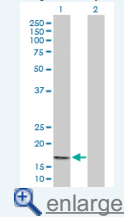
[List All](#)

Specification

Product Description:	Rabbit polyclonal antibody raised against a full-length human PPP3R2 protein.
Immunogen:	PPP3R2 (NP_671709.1, 1 a.a. ~ 173 a.a) full-length human protein.
Sequence:	MSTMGNEASYPAEMCSHFDNDEIKRLGRRFKKLDLSDKSGSLSVVEEFMSL PELRHNPLVRRVIDVFDTDGDGEVDFKEFILGTSQFSVKGDEEQKLRFA FSIYDMDKDGYSISNGELFQVLKMMVGNLTDWQLQQLVDKTIILDKDGD GKISFEFSAVVRDLEIHKKLVIV
Host:	Rabbit
Reactivity:	Human
Quality Control Testing:	Antibody reactive against mammalian transfected lysate.
Storage Buffer:	In 1x PBS, pH 7.4
Storage Instruction:	Store at -20°C or lower. Aliquot to avoid repeated freezing and thawing.
MSDS:	 Download
Datasheet:	 Download

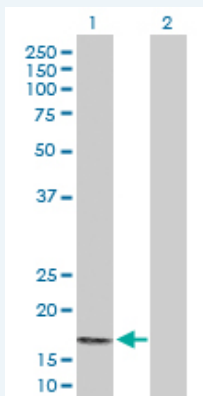
Application Image

Western Blot (Transfected lysate)



Applications

Western Blot (Transfected lysate)



Western Blot analysis of PPP3R2 expression in transfected 293T cell line ([H00005535-T02](#)) by PPP3R2 MaxPab polyclonal antibody.

Lane 1: PPP3R2 transfected lysate(19.90 KDa).
Lane 2: Non-transfected lysate.

 [Protocol Download](#)

Gene Information

Entrez GeneID: [5535](#)

GeneBank [NM_147180.2](#)
Accession#:

Protein [NP_671709.1](#)
Accession#:

Gene Name: PPP3R2

Gene Alias: PPP3RL

Gene Description: protein phosphatase 3 (formerly 2B), regulatory subunit B, beta isoform

Gene Ontology: [Hyperlink](#)

Other Designations: CBLP-like, OTTHUMP00000021813, calcineurin B, type II (19kDa), calcineurin B-like protein, protein phosphatase 3 (formerly 2B), regulatory subunit B (19kD), beta isoform (calcineurin B, type II), protein phosphatase 3 (formerly 2B), regulatory subunit B, 19kDa

Gene Pathway

[Alzheimer's disease](#) [Amyotrophic lateral sclerosis \(ALS\)](#) [Apoptosis](#) [Axon guidance](#)
[B cell receptor signaling pathway](#) [Calcium signaling pathway](#) [Long-term potentiation](#)
[MAPK signaling pathway](#) [Natural killer cell mediated cytotoxicity](#)
[T cell receptor signaling pathway](#) [VEGF signaling pathway](#) [Wnt signaling pathway](#)

Related Disease

[Cardiovascular Diseases](#) [Cognition](#) [Colitis, Ulcerative](#) [Crohn Disease](#) [Crohn's disease](#)
[Diabetes Mellitus, Type 2](#) [Edema](#) [Genetic Predisposition to Disease](#)
[Inflammatory Bowel Diseases](#) [Schizophrenia](#) [Schizophrenia](#) [Schizophrenic Psychology](#)
[Weight Gain](#)

[服務條款](#) | [隱私權政策](#) | [著作及商標](#) | [網站地圖](#)

©2016 亞諾法生技股份有限公司 Abnova Corporation. 版權所有.