



SZABO SCANDIC

Part of Europa Biosite

Produktinformation



Forschungsprodukte & Biochemikalien



Zellkultur & Verbrauchsmaterial



Diagnostik & molekulare Diagnostik



Laborgeräte & Service

Weitere Information auf den folgenden Seiten!
See the following pages for more information!



Lieferung & Zahlungsart

siehe unsere [Liefer- und Versandbedingungen](#)

Zuschläge

- Mindermengenzuschlag
- Trockeneiszuschlag
- Gefahrgutzuschlag
- Expressversand

SZABO-SCANDIC HandelsgmbH

Quellenstraße 110, A-1100 Wien

T. +43(0)1 489 3961-0

F. +43(0)1 489 3961-7

mail@szabo-scandic.com

www.szabo-scandic.com

[linkedin.com/company/szaboscandic](https://www.linkedin.com/company/szaboscandic) 

PPP3R2 monoclonal antibody (M07), clone 5D9

Catalog # : H00005535-M07

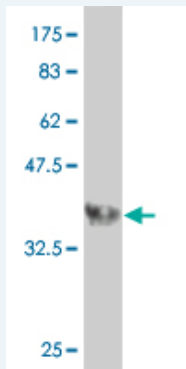
規格 : [100 ug]

List All

Specification

Product Description:	Mouse monoclonal antibody raised against a partial recombinant PPP3R2.
Immunogen:	PPP3R2 (NP_671709, 1 a.a. ~ 110 a.a) partial recombinant protein with GST tag. MW of the GST tag alone is 26 KDa.
Sequence:	MSTMGNEASYP AEMCSHFDNDEIKRLGRRFKKLDL DKSGSLSVEEFMSL PELRHNPLVRRVIDVFDTGDGGEVDFKEFILGTSQFSVKGDEEQKLRFA FSIYDMDKDG YI
Host:	Mouse
Reactivity:	Human
Isotype:	IgG2a Kappa

Quality Control Testing: Antibody Reactive Against Recombinant Protein.



Western Blot detection against Immunogen (37.84 KDa) .

Storage Buffer: In 1x PBS, pH 7.4

Storage Instruction: Store at -20°C or lower. Aliquot to avoid repeated freezing and thawing.

MSDS: [Download](#)


Datasheet: [Download](#)

Applications

Western Blot (Transfected lysate)

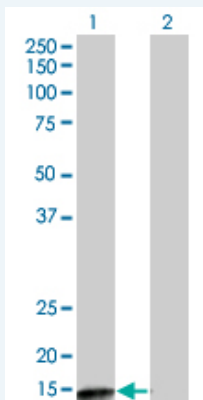
Application Image

Western Blot (Transfected lysate)



Western Blot (Recombinant protein)

ELISA



Western Blot analysis of PPP3R2 expression in transfected 293T cell line by PPP3R2 monoclonal antibody (M07), clone 5D9.

Lane 1: PPP3R2 transfected lysate(19.9 KDa).
Lane 2: Non-transfected lysate.

[Protocol Download](#)

Western Blot (Recombinant protein)

[Protocol Download](#)

ELISA

Gene Information

Entrez GeneID: [5535](#)

GeneBank [NM_147180](#)
Accession#:

Protein [NP_671709](#)
Accession#:

Gene Name: PPP3R2

Gene Alias: PPP3RL

Gene Description: protein phosphatase 3 (formerly 2B), regulatory subunit B, beta isoform

Gene Ontology: [Hyperlink](#)

Other Designations: CBLP-like,OTTHUMP00000021813,calcineurin B, type II (19kDa),calcineurin B-like protein,protein phosphatase 3 (formerly 2B), regulatory subunit B (19kD), beta isoform (calcineurin B, type II),protein phosphatase 3 (formerly 2B), regulatory subunit B, 19kDa

Gene Pathway

[Alzheimer's disease](#) [Amyotrophic lateral sclerosis \(ALS\)](#) [Apoptosis](#) [Axon guidance](#)
[B cell receptor signaling pathway](#) [Calcium signaling pathway](#) [Long-term potentiation](#)
[MAPK signaling pathway](#) [Natural killer cell mediated cytotoxicity](#)
[T cell receptor signaling pathway](#) [VEGF signaling pathway](#) [Wnt signaling pathway](#)

Related Disease

[Cardiovascular Diseases](#) [Cognition](#) [Colitis, Ulcerative](#) [Crohn Disease](#) [Crohn's disease](#)
[Diabetes Mellitus, Type 2](#) [Edema](#) [Genetic Predisposition to Disease](#)
[Inflammatory Bowel Diseases](#) [Schizophrenia](#) [Schizophrenia](#) [Schizophrenic Psychology](#)
[Weight Gain](#)

