



SZABO SCANDIC

Part of Europa Biosite

Produktinformation



Forschungsprodukte & Biochemikalien



Zellkultur & Verbrauchsmaterial



Diagnostik & molekulare Diagnostik



Laborgeräte & Service

Weitere Information auf den folgenden Seiten!
See the following pages for more information!



Lieferung & Zahlungsart

siehe unsere [Liefer- und Versandbedingungen](#)

Zuschläge

- Mindermengenzuschlag
- Trockeneiszuschlag
- Gefahrgutzuschlag
- Expressversand

SZABO-SCANDIC HandelsgmbH

Quellenstraße 110, A-1100 Wien

T. +43(0)1 489 3961-0

F. +43(0)1 489 3961-7

mail@szabo-scandic.com

www.szabo-scandic.com

[linkedin.com/company/szaboscandic](https://www.linkedin.com/company/szaboscandic) 

PPP5C MaxPab mouse polyclonal antibody (B01) MaxPab®

Catalog # : H00005536-B01

規格 : [50 uL]

[List All](#)

Specification

| | |
|---------------------------------|---|
| Product Description: | Mouse polyclonal antibody raised against a full-length human PPP5C protein. |
| Immunogen: | PPP5C (NP_006238, 1 a.a. ~ 499 a.a) full-length human protein. |
| Sequence: | MAMAEGERTECAEPPRDEPPADGALKRAEELKTQANDYFKAKDYENAIFYSQAIELNPSNAIYYGNRSLAYLRTECYGYALGDATRAIELDKKYIKGYYRRAASNMALGKFRAALRDYETVVKVPHDKDAKMKYQECNKIVKQKAFERAIAGDEHKRSVWDSLDESMTIEDEYSGPKLEDGKVTISFMKELMQWYKDQKKLHRKCAQILVQVKEVLSKLSLTVETTLKETEKITVCGDTHGQFYDLLNIFELNGLPSETNPYIFNGDFVDRGSFSVEVILTLFGFKLLYPDHFHLLRGNHETDNMNQIYGFEGEVKAKYTAQMYELFSEVFEWLPLAQCINGKVLIMHGGLFSEDGVTLDIRKIERNRQPPDSGPMC DLLWSDPQPQNGRSISKRGVSCQFGPDVTKAFLEENNLDYIIRSHVKAEGYEVAHGGRCVTVFSAPNYCDQMGNKASYIHLQGSDLRPQFHQFTAVPHPNVKPMAYANTLLQLGM |
| Host: | Mouse |
| Reactivity: | Human |
| Quality Control Testing: | Antibody reactive against mammalian transfected lysate. |
| Storage Buffer: | No additive |
| Storage Instruction: | Store at -20°C or lower. Aliquot to avoid repeated freezing and thawing. |
| Note: | For IHC and IF applications, antibody purification with Protein A will be needed prior to use. |
| MSDS: | Download |
| Datasheet: | Download |

Publication Reference


1. [Greatwall-phosphorylated Endosulfine is both an inhibitor and a substrate of PP2A-B55 heterotrimers.](#)
Williams BC, Filter JJ, Blake-Hodek KA, Wadzinski BE, Fuda NJ, Shalloway D, Goldberg MLElife. 2014 Mar 11;3:e01695. doi: 10.7554/eLife.01695.

Applications


Western Blot (Tissue lysate)

Application Image

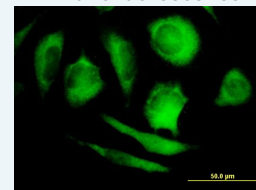
Western Blot (Tissue lysate)

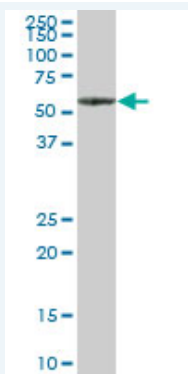


Western Blot (Transfected lysate)




Immunofluorescence






PPP5C MaxPab polyclonal antibody. Western Blot analysis of PPP5C expression in human liver.

 [Protocol Download](#)

Western Blot (Transfected lysate)



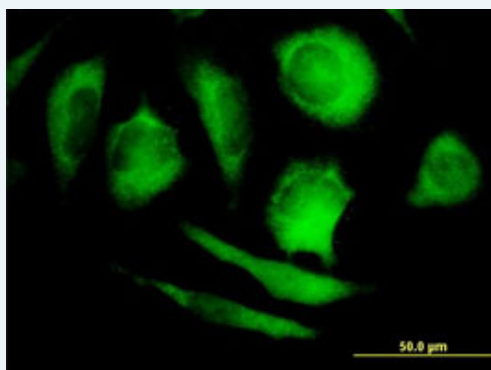
Western Blot analysis of PPP5C expression in transfected 293T cell line ([H00005536-T01](#)) by PPP5C MaxPab polyclonal antibody.


Lane 1: PPP5C transfected lysate(54.89 KDa).

Lane 2: Non-transfected lysate.

 [Protocol Download](#)

Immunofluorescence



 [enlarge this image](#)

Immunofluorescence of purified MaxPab antibody to PPP5C on HeLa cell. [antibody concentration 10 ug/ml]

 [Protocol Download](#)

Gene Information

Entrez GeneID: [5536](#)

GeneBank [NM_006247](#)

Accession#:

Protein [NP_006238](#)

Accession#:

Gene Name: PPP5C

Gene Alias: FLJ36922,PP5,PPP5

Gene Description: protein phosphatase 5, catalytic subunit

Omim ID: [600658](#)

Gene Ontology: [Hyperlink](#)

Other Designations: Serine/Threonine phosphatase

Gene Pathway

[MAPK signaling pathway](#)

[服務條款](#) | [隱私權政策](#) | [著作及商標](#) | [網站地圖](#)

©2016 亞諾法生技股份有限公司 Abnova Corporation. 版權所有.