



SZABO SCANDIC

Part of Europa Biosite

Produktinformation



Forschungsprodukte & Biochemikalien



Zellkultur & Verbrauchsmaterial



Diagnostik & molekulare Diagnostik



Laborgeräte & Service

Weitere Information auf den folgenden Seiten!
See the following pages for more information!



Lieferung & Zahlungsart

siehe unsere [Liefer- und Versandbedingungen](#)

Zuschläge

- Mindermengenzuschlag
- Trockeneiszuschlag
- Gefahrgutzuschlag
- Expressversand

SZABO-SCANDIC HandelsgmbH

Quellenstraße 110, A-1100 Wien

T. +43(0)1 489 3961-0

F. +43(0)1 489 3961-7

mail@szabo-scandic.com

www.szabo-scandic.com

[linkedin.com/company/szaboscandic](https://www.linkedin.com/company/szaboscandic) 

SRGN monoclonal antibody (M03), clone 1D8

Catalog # : H00005552-M03

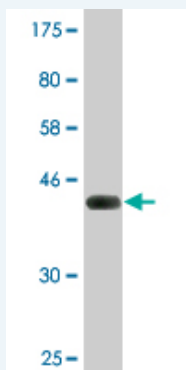
規格 : [100 ug]

[List All](#)

Specification

Product Description:	Mouse monoclonal antibody raised against a full-length recombinant SRGN.
Immunogen:	SRGN (AAH15516, 1 a.a. ~ 158 a.a) full-length recombinant protein with GST tag. MW of the GST tag alone is 26 KDa.
Sequence:	MMQKLLKCSRLVLALALILVLESSVQGYPTQRARYQWVRCNPDSNSANC LEEKGPMFELLPGESNKIPRLRTDLFPKTRIQDLNRIFPLSEYSGSGFG SGSGSGSGSGSGLTEMEQDYQLVDESADFHDNLRSLDRNLPSDSQD LGQHGLEEDFML
Host:	Mouse
Reactivity:	Human
Isotype:	IgG2a Kappa

Quality Control Testing: Antibody Reactive Against Recombinant Protein.



Western Blot detection against Immunogen (43.12 KDa) .

Storage Buffer: In 1x PBS, pH 7.4

Storage Instruction: Store at -20°C or lower. Aliquot to avoid repeated freezing and thawing.

MSDS: [Download](#)

Datasheet: [Download](#)

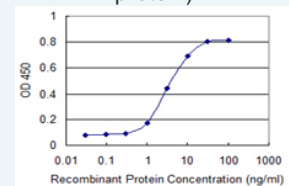
Publication Reference

- Serglycin secretion is part of the inflammatory response in activated primary human endothelial cells in vitro.
Reine TM, Vuong TT, Jenssen TG, Kolset SO. *Biochim Biophys Acta*. 2014 Feb 7. pii: S0304-4165(14)00048-8. doi: 10.1016/j.bbagen.2014.02.002.
- Changes in glycosaminoglycan structure on differentiation of human embryonic stem cells towards mesoderm and endoderm lineages.
Gasimli L, Hickey AM, Yang B, Li G, dela Rosa M, Nairn AV, Kulik MJ, Dordick JS, Moremen KW, Dalton S, Linhardt RJ. *BBA General Subjects*(2014), doi: 10.1016/j.bbagen.2014.01.007

Application Image

Western Blot (Recombinant protein)

Sandwich ELISA (Recombinant protein)



[enlarge](#)

ELISA

3. Serglycin is a theranostic target in nasopharyngeal carcinoma that promotes metastasis.

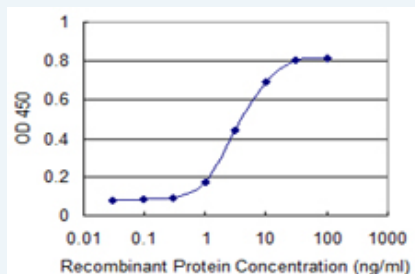
Li XJ, Ong CK, Cao Y, Xiang Y, Shao JY, Ooi A, Peng LX, Lu WH, Zhang Z, Petillo D, Qin L, Bao YN, Zheng FJ, Chia CS, Iyer NG, Kang TB, Zeng YX, Soo KC, Trent JM, Teh BT, Qian CN. Cancer Res. 2011 Feb 2. [Epub ahead of print]

Applications

Western Blot (Recombinant protein)

 [Protocol Download](#)

Sandwich ELISA (Recombinant protein)



Detection limit for recombinant GST tagged SRGN is 0.3 ng/ml as a capture antibody.

 [Protocol Download](#)

ELISA

Gene Information

Entrez GeneID: [5552](#)

GeneBank [BC015516](#)

Accession#:

Protein [AAH15516](#)

Accession#:

Gene Name: SRGN

Gene Alias: FLJ12930, MGC9289, PPG, PRG, PRG1

Gene serglycin

Description:

Omim ID: [177040](#)

Gene Ontology: [Hyperlink](#)

Gene Summary: This gene encodes a protein best known as a hematopoietic cell granule proteoglycan. Proteoglycans stored in the secretory granules of many hematopoietic cells also contain a protease-resistant peptide core, which may be important for neutralizing hydrolytic enzymes. This encoded protein was found to be associated with the macromolecular complex of granzymes and perforin, which may serve as a mediator of granule-mediated apoptosis. [provided by RefSeq]

Other Designations: OTTHUMP00000019716, hematopoietic proteoglycan core peptide, platelet proteoglycan protein core, proteoglycan 1, secretory granule, proteoglycan protein core for mast cell secretory granule, secretory granule proteoglycan 1, secretory granule proteoglycan core p

