



SZABO SCANDIC

Part of Europa Biosite

Produktinformation



Forschungsprodukte & Biochemikalien



Zellkultur & Verbrauchsmaterial



Diagnostik & molekulare Diagnostik



Laborgeräte & Service

Weitere Information auf den folgenden Seiten!
See the following pages for more information!



Lieferung & Zahlungsart

siehe unsere [Liefer- und Versandbedingungen](#)

Zuschläge

- Mindermengenzuschlag
- Trockeneiszuschlag
- Gefahrgutzuschlag
- Expressversand

SZABO-SCANDIC HandelsgmbH

Quellenstraße 110, A-1100 Wien

T. +43(0)1 489 3961-0

F. +43(0)1 489 3961-7

mail@szabo-scandic.com

www.szabo-scandic.com

[linkedin.com/company/szaboscandic](https://www.linkedin.com/company/szaboscandic) 

PRKAA1 purified MaxPab rabbit polyclonal antibody (D01P) MaxPab®

Catalog # : H00005562-D01P

規格 : [100 ug]

[List All](#)

Specification

Product Description: Rabbit polyclonal antibody raised against a full-length human PRKAA1 protein.

Immunogen: PRKAA1 (AAH48980.1, 1 a.a. ~ 574 a.a) full-length human protein.

Sequence:
 MRRLSSWRKLATAEKQKHDGRVKIGHYILGDTLGVGTFGKVKVGKHELT
 GHKVAVKILNRQKIRSLDVVGKIRREIQNLKLF RHPHIKLYQVISTPSDIFMV
 MEYVSGGELFDYICKNGRKS DVPGVVKTGSTKELDEKESRRLFQQILSG
 VDYCHRHMVVRDLKPENVLLDAHMNAKIADFGLSNMMSDGEFLRTSCG
 SPNYAAPEVISGRLYAGPEVDIWSSGVILYALLCGTLPFDDDHPVTLFKKI
 CDGIFYTPQYLNPSVISLLKHMLQVDPMKRATIKDIREHEWFKQDLPKYLF
 PEDPSYSSTMIDDEALKEVCEKFECS EEEVL SCLYNRNHQDPLAVAYHLII
 DNRRIMNEAKDFYLATSPD SFLDDHHLTRPHPERV PFLVAETPRARHTL
 DELNPQKSKHQGVRKAKWHLGIRSQSRPNDI MAEVCRAIKQLDYEWKVV
 NPYYLRVRRKNPVTSTYSKMSLQLYQVDSRTYLLDFRSIDDEITEAKSGT
 ATPQRSGSVSNYRSCQRSDSDAEAQGKSSEVSLTSSVTSLDSSPVDLT
 PRPGSHTIEFFEMCANLIKILAQ

Host: Rabbit

Reactivity: Human, Mouse

Quality Control Testing: Antibody reactive against mammalian transfected lysate.

Storage Buffer: In 1x PBS, pH 7.4

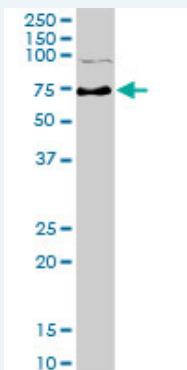
Storage Instruction: Store at -20°C or lower. Aliquot to avoid repeated freezing and thawing.

MSDS:  [Download](#)

Datasheet:  [Download](#)

Applications

Western Blot (Tissue lysate)

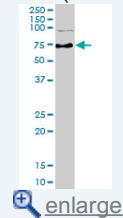


PRKAA1 MaxPab rabbit polyclonal antibody. Western Blot analysis of PRKAA1 expression in mouse testis.

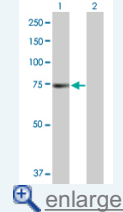
 [Protocol Download](#)

Application Image


Western Blot (Tissue lysate)



Western Blot (Transfected lysate)



Western Blot (Transfected lysate)



Western Blot analysis of PRKAA1 expression in transfected 293T cell line ([H00005562-T01](#)) by PRKAA1 MaxPab polyclonal antibody.

Lane 1: PRKAA1 transfected lysate(65.50 KDa).

Lane 2: Non-transfected lysate.

 [Protocol Download](#)

Gene Information

Entrez GeneID: [5562](#)

GeneBank [BC048980.1](#)

Accession#:

Protein [AAH48980.1](#)

Accession#:

Gene Name: PRKAA1

Gene Alias: AMPK,AMPKa1,MGC33776,MGC57364

Gene Description: protein kinase, AMP-activated, alpha 1 catalytic subunit

Omim ID: [602739](#)

Gene Ontology: [Hyperlink](#)

Gene Summary: The protein encoded by this gene belongs to the ser/thr protein kinase family. It is the catalytic subunit of the 5'-prime-AMP-activated protein kinase (AMPK). AMPK is a cellular energy sensor conserved in all eukaryotic cells. The kinase activity of AMPK is activated by the stimuli that increase the cellular AMP/ATP ratio. AMPK regulates the activities of a number of key metabolic enzymes through phosphorylation. It protects cells from stresses that cause ATP depletion by switching off ATP-consuming biosynthetic pathways. Alternatively spliced transcript variants encoding distinct isoforms have been observed. [provided by RefSeq]

Other Designations: 5'-AMP-activated protein kinase, catalytic alpha-1 chain,AMP -activate kinase alpha 1 subunit,AMP-activated protein kinase, catalytic, alpha-1,AMPK alpha 1

Gene Pathway

[Adipocytokine signaling pathway](#) [Hypertrophic cardiomyopathy \(HCM\)](#)
[Insulin signaling pathway](#) [mTOR signaling pathway](#) [Regulation of autophagy](#)

Related Disease

[Alzheimer Disease](#) [Alzheimer disease](#) [Atherosclerosis](#) [Calcinosis](#) [Cardiovascular Diseases](#)
[Colonic Neoplasms](#) [Coronary Artery Disease](#) [Diabetes Complications](#) [Diabetes Mellitus](#)
[Diabetes Mellitus, Type 2](#) [Drug Toxicity](#) [Edema](#) [Hypercholesterolemia](#)

[服務條款](#) | [隱私權政策](#) | [著作及商標](#) | [網站地圖](#)

©2016 亞諾法生技股份有限公司 Abnova Corporation. 版權所有.