



SZABO SCANDIC

Part of Europa Biosite

Produktinformation



Forschungsprodukte & Biochemikalien



Zellkultur & Verbrauchsmaterial



Diagnostik & molekulare Diagnostik



Laborgeräte & Service

Weitere Information auf den folgenden Seiten!
See the following pages for more information!



Lieferung & Zahlungsart

siehe unsere [Liefer- und Versandbedingungen](#)

Zuschläge

- Mindermengenzuschlag
- Trockeneiszuschlag
- Gefahrgutzuschlag
- Expressversand

SZABO-SCANDIC HandelsgmbH

Quellenstraße 110, A-1100 Wien

T. +43(0)1 489 3961-0

F. +43(0)1 489 3961-7

mail@szabo-scandic.com

www.szabo-scandic.com

[linkedin.com/company/szaboscandic](https://www.linkedin.com/company/szaboscandic) 

PRKAA1 monoclonal antibody (M01), clone 1G4

Catalog # : H00005562-M01

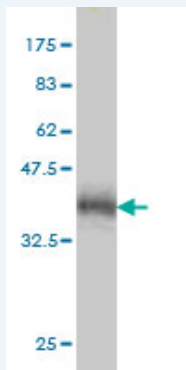
規格 : [100 ug]

[List All](#)

Specification

Product Description:	Mouse monoclonal antibody raised against a partial recombinant PRKAA1.
Immunogen:	PRKAA1 (AAH12622, 451 a.a. ~ 550 a.a) partial recombinant protein with GST tag. MW of the GST tag alone is 26 KDa.
Sequence:	LQLYQVDSRTYLLDFRSIDDEITEAKSGTATPQRSGSVSNYRSCQRSDS DAEAQGKSSEVSLTSSVTSLDSSPVDLTPRPGSHTIEFEMCANLIKILAQ
Host:	Mouse
Reactivity:	Human
Isotype:	IgG2a Kappa

Quality Control Testing: Antibody Reactive Against Recombinant Protein.



Western Blot detection against Immunogen (36.74 KDa) .

Storage Buffer: In 1x PBS, pH 7.4

Storage Instruction: Store at -20°C or lower. Aliquot to avoid repeated freezing and thawing.

MSDS: [Download](#)


Datasheet: [Download](#)

Applications

Western Blot (Cell lysate)

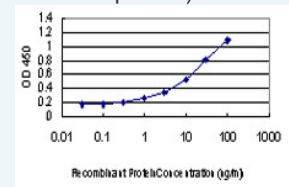
Application Image

Western Blot (Cell lysate)

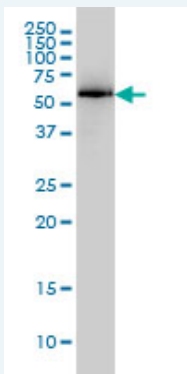


Western Blot (Recombinant protein)

Sandwich ELISA (Recombinant protein)



ELISA



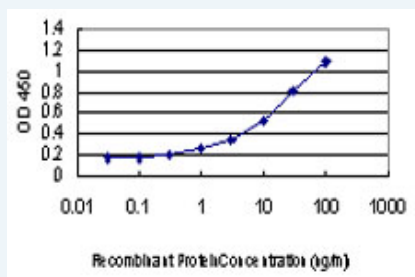
PRKAA1 monoclonal antibody (M01), clone 1G4 Western Blot analysis of PRKAA1 expression in HepG2 (Cat # L019V1).

[Protocol Download](#)

Western Blot (Recombinant protein)

[Protocol Download](#)

Sandwich ELISA (Recombinant protein)



Detection limit for recombinant GST tagged PRKAA1 is approximately 0.3ng/ml as a capture antibody.

[Protocol Download](#)

ELISA

Gene Information

Entrez GeneID: [5562](#)

GeneBank [NM_006251](#)
Accession#:

Protein [AAH12622](#)
Accession#:

Gene Name: PRKAA1

Gene Alias: AMPK, AMPKa1, MGC33776, MGC57364

Gene Description: protein kinase, AMP-activated, alpha 1 catalytic subunit

Omim ID: [602739](#)

Gene Ontology: [Hyperlink](#)

Gene Summary: The protein encoded by this gene belongs to the ser/thr protein kinase family. It is the catalytic subunit of the 5'-prime-AMP-activated protein kinase (AMPK). AMPK is a cellular energy sensor conserved in all eukaryotic cells. The kinase activity of AMPK is activated by the stimuli that increase the cellular AMP/ATP ratio. AMPK regulates the activities of a number of key metabolic enzymes through phosphorylation. It protects cells from stresses that cause ATP depletion by switching off ATP-consuming biosynthetic pathways. Alternatively spliced transcript variants encoding distinct isoforms have been observed. [provided by

RefSeq

Other Designations: 5'-AMP-activated protein kinase, catalytic alpha-1 chain, AMP-activated kinase alpha 1 subunit, AMP-activated protein kinase, catalytic, alpha-1, AMPK alpha 1

Gene Pathway

[Adipocytokine signaling pathway](#) [Hypertrophic cardiomyopathy \(HCM\)](#)
[Insulin signaling pathway](#) [mTOR signaling pathway](#) [Regulation of autophagy](#)

Related Disease

[Alzheimer Disease](#) [Alzheimer disease](#) [Atherosclerosis](#) [Calcinosis](#) [Cardiovascular Diseases](#)
[Colonic Neoplasms](#) [Coronary Artery Disease](#) [Diabetes Complications](#) [Diabetes Mellitus](#)
[Diabetes Mellitus, Type 2](#) [Drug Toxicity](#) [Edema](#) [Hypercholesterolemia](#)
[Metabolic Syndrome X](#) [Neoplasms](#) [Osteoporosis](#) [Rectal Neoplasms](#)

[服務條款](#) | [隱私權政策](#) | [著作及商標](#) | [網站地圖](#)

©2016 亞諾法生技股份有限公司 Abnova Corporation. 版權所有.