



SZABO SCANDIC

Part of Europa Biosite

Produktinformation



Forschungsprodukte & Biochemikalien



Zellkultur & Verbrauchsmaterial



Diagnostik & molekulare Diagnostik



Laborgeräte & Service

Weitere Information auf den folgenden Seiten!
See the following pages for more information!



Lieferung & Zahlungsart

siehe unsere [Liefer- und Versandbedingungen](#)

Zuschläge

- Mindermengenzuschlag
- Trockeneiszuschlag
- Gefahrgutzuschlag
- Expressversand

SZABO-SCANDIC HandelsgmbH

Quellenstraße 110, A-1100 Wien

T. +43(0)1 489 3961-0

F. +43(0)1 489 3961-7

mail@szabo-scandic.com

www.szabo-scandic.com

[linkedin.com/company/szaboscandic](https://www.linkedin.com/company/szaboscandic) 

PRKAA1 monoclonal antibody (M03), clone 4D8

Catalog # : H00005562-M03

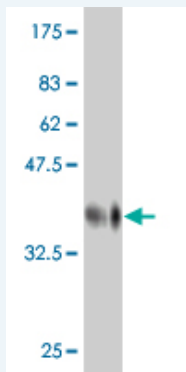
規格 : [100 ug]

[List All](#)

Specification

Product Description:	Mouse monoclonal antibody raised against a partial recombinant PRKAA1.
Immunogen:	PRKAA1 (AAH12622, 451 a.a. ~ 550 a.a) partial recombinant protein with GST tag. MW of the GST tag alone is 26 KDa.
Sequence:	LQLYQVDSRTYLLDFRSIDDEITEAKSGTATPQRSGSVSNYRSCQRSDS DAEAQGKSSEVSLTSSVTSLDSSPVDLTPRPGSHTIEFEMCANLIKILAQ
Host:	Mouse
Reactivity:	Human
Isotype:	IgG2a Kappa

Quality Control Testing: Antibody Reactive Against Recombinant Protein.



Western Blot detection against Immunogen (36.74 KDa) .

Storage Buffer: In 1x PBS, pH 7.4

Storage Instruction: Store at -20°C or lower. Aliquot to avoid repeated freezing and thawing.

MSDS: [Download](#)


Datasheet: [Download](#)

Applications

Western Blot (Cell lysate)

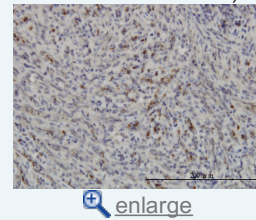
Application Image

Western Blot (Cell lysate)

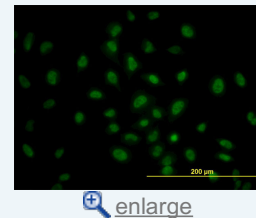


Western Blot (Recombinant protein)

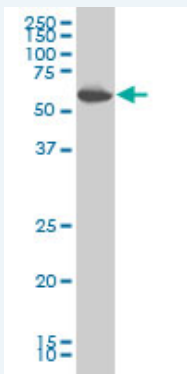
Immunohistochemistry
(Formalin/PFA-fixed paraffin-embedded sections)



Immunofluorescence



ELISA



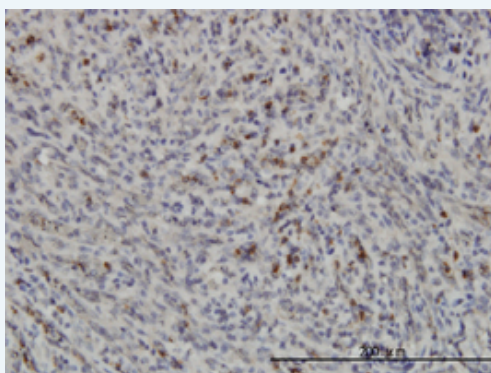
PRKAA1 monoclonal antibody (M03), clone 4D8 Western Blot analysis of PRKAA1 expression in K-562 (Cat # L009V1).

[Protocol Download](#)

Western Blot (Recombinant protein)

[Protocol Download](#)

Immunohistochemistry (Formalin/PFA-fixed paraffin-embedded sections)

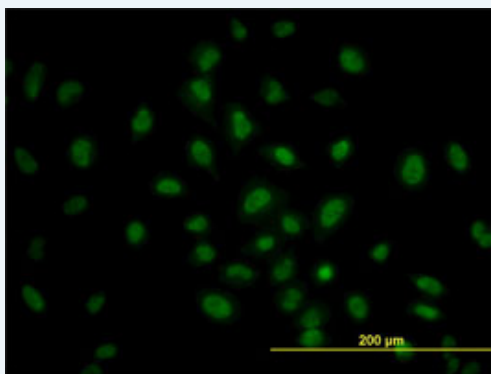


[enlarge this image](#)

Immunoperoxidase of monoclonal antibody to PRKAA1 on formalin-fixed paraffin-embedded human spleen. [antibody concentration 3 ug/ml]

[Protocol Download](#)

Immunofluorescence



[enlarge this image](#)

Immunofluorescence of monoclonal antibody to PRKAA1 on HeLa cell. [antibody concentration 10 ug/ml]

[Protocol Download](#)

ELISA

Gene Information

Entrez GeneID: [5562](#)

GeneBank [NM_006251](#)

Accession#:

Protein [AAH12622](#)

Accession#:

Gene Name: PRKAA1

Gene Alias: AMPK,AMPKa1,MGC33776,MGC57364

Gene Description: protein kinase, AMP-activated, alpha 1 catalytic subunit

Omim ID: [602739](#)

Gene Ontology: [Hyperlink](#)

Gene Summary: The protein encoded by this gene belongs to the ser/thr protein kinase family. It is the catalytic subunit of the 5'-prime-AMP-activated protein kinase (AMPK). AMPK is a cellular energy sensor conserved in all eukaryotic cells. The kinase activity of AMPK is activated by the stimuli that increase the cellular AMP/ATP ratio. AMPK regulates the activities of a number of key metabolic enzymes through phosphorylation. It protects cells from stresses that cause ATP depletion by switching off ATP-consuming biosynthetic pathways. Alternatively spliced transcript variants encoding distinct isoforms have been observed. [provided by RefSeq]

Other Designations: 5'-AMP-activated protein kinase, catalytic alpha-1 chain,AMP -activate kinase alpha 1 subunit,AMP-activated protein kinase, catalytic, alpha-1,AMPK alpha 1

Gene Pathway

[Adipocytokine signaling pathway](#) [Hypertrophic cardiomyopathy \(HCM\)](#)
[Insulin signaling pathway](#) [mTOR signaling pathway](#) [Regulation of autophagy](#)

Related Disease

[Alzheimer Disease](#) [Alzheimer disease](#) [Atherosclerosis](#) [Calcinosis](#) [Cardiovascular Diseases](#)
[Colonic Neoplasms](#) [Coronary Artery Disease](#) [Diabetes Complications](#) [Diabetes Mellitus](#)
[Diabetes Mellitus, Type 2](#) [Drug Toxicity](#) [Edema](#) [Hypercholesterolemia](#)
[Metabolic Syndrome X](#) [Neoplasms](#) [Osteoporosis](#) [Rectal Neoplasms](#)

[服務條款](#) | [隱私權政策](#) | [著作及商標](#) | [網站地圖](#)

©2016 亞諾法生技股份有限公司 Abnova Corporation. 版權所有.