



SZABO SCANDIC

Part of Europa Biosite

Produktinformation



Forschungsprodukte & Biochemikalien



Zellkultur & Verbrauchsmaterial



Diagnostik & molekulare Diagnostik



Laborgeräte & Service

Weitere Information auf den folgenden Seiten!
See the following pages for more information!



Lieferung & Zahlungsart

siehe unsere [Liefer- und Versandbedingungen](#)

Zuschläge

- Mindermengenzuschlag
- Trockeneiszuschlag
- Gefahrgutzuschlag
- Expressversand

SZABO-SCANDIC HandelsgmbH

Quellenstraße 110, A-1100 Wien

T. +43(0)1 489 3961-0

F. +43(0)1 489 3961-7

mail@szabo-scandic.com

www.szabo-scandic.com

[linkedin.com/company/szaboscandic](https://www.linkedin.com/company/szaboscandic) 

PRKAR1B monoclonal antibody (M05), clone 1F8

Catalog # : H00005575-M05

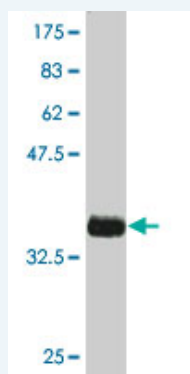
規格 : [50 ug]

[List All](#)

Specification

Product Description:	Mouse monoclonal antibody raised against a partial recombinant PRKAR1B.
Immunogen:	PRKAR1B (NP_002726, 1 a.a. ~ 90 a.a) partial recombinant protein with GST tag. MW of the GST tag alone is 26 KDa.
Sequence:	MASPPACPSEEDSLKGCELYQLHGIQQVLKDCIVHLCISKPERPMKFL REHFEEKLEKEENRQILARQKSNSQSDSHDEEVSPTPPNPV
Host:	Mouse
Reactivity:	Human
Isotype:	IgG2a Kappa

Quality Control Testing: Antibody Reactive Against Recombinant Protein.



Western Blot detection against Immunogen (36.01 KDa) .

Storage Buffer: In 1x PBS, pH 7.4

Storage Instruction: Store at -20°C or lower. Aliquot to avoid repeated freezing and thawing.

MSDS: [Download](#)

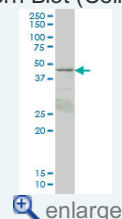
Datasheet: [Download](#)

Applications

Western Blot (Cell lysate)

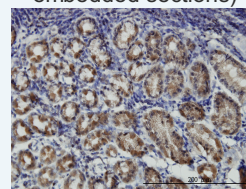
Application Image

Western Blot (Cell lysate)



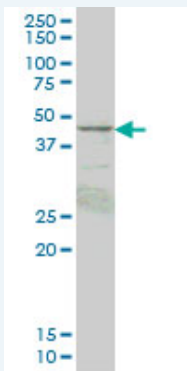
Western Blot (Recombinant protein)

Immunohistochemistry
(Formalin/PFA-fixed paraffin-embedded sections)



[enlarge](#)

ELISA



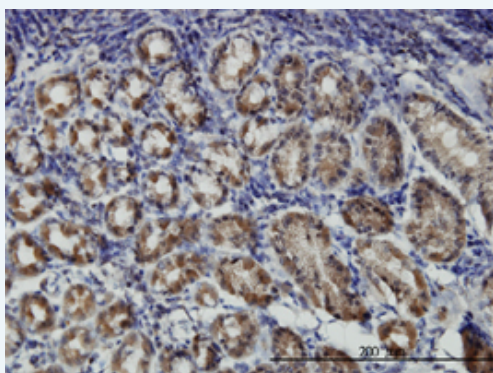
PRKAR1B monoclonal antibody (M05), clone 1F8 Western Blot analysis of PRKAR1B expression in HepG2 (Cat # L019V1).

[Protocol Download](#)

Western Blot (Recombinant protein)

[Protocol Download](#)

Immunohistochemistry (Formalin/PFA-fixed paraffin-embedded sections)



[enlarge this image](#)

Immunoperoxidase of monoclonal antibody to PRKAR1B on formalin-fixed paraffin-embedded human stomach. [antibody concentration 3 ug/ml]

[Protocol Download](#)

ELISA

Gene Information

Entrez GeneID: [5575](#)

GeneBank [NM_002735](#)
Accession#:

Protein [NP_002726](#)
Accession#:

Gene Name: PRKAR1B

Gene Alias: PRKAR1

Gene Description: protein kinase, cAMP-dependent, regulatory, type I, beta

Omim ID: [176911](#)

Gene Ontology: [Hyperlink](#)

Gene Summary: Cyclic AMP-dependent protein kinase A (PKA) is an essential enzyme in the signaling pathway of the second messenger cAMP. Through phosphorylation of target proteins, PKA controls many biochemical events in the cell including regulation of metabolism, ion transport, and gene transcription. The PKA holoenzyme is composed of 2 regulatory and 2 catalytic subunits and dissociates from the regulatory subunits

upon binding of cAMP.[supplied by OMIM

Other -
Designations:

Gene Pathway

Apoptosis Insulin signaling pathway

[服務條款](#) | [隱私權政策](#) | [著作及商標](#) | [網站地圖](#)

©2016 亞諾法生技股份有限公司 Abnova Corporation. 版權所有.