



SZABO SCANDIC

Part of Europa Biosite

Produktinformation



Forschungsprodukte & Biochemikalien



Zellkultur & Verbrauchsmaterial



Diagnostik & molekulare Diagnostik



Laborgeräte & Service

Weitere Information auf den folgenden Seiten!
See the following pages for more information!



Lieferung & Zahlungsart

siehe unsere [Liefer- und Versandbedingungen](#)

Zuschläge

- Mindermengenzuschlag
- Trockeneiszuschlag
- Gefahrgutzuschlag
- Expressversand

SZABO-SCANDIC HandelsgmbH

Quellenstraße 110, A-1100 Wien

T. +43(0)1 489 3961-0

F. +43(0)1 489 3961-7

mail@szabo-scandic.com

www.szabo-scandic.com

[linkedin.com/company/szaboscandic](https://www.linkedin.com/company/szaboscandic) 

PKN2 monoclonal antibody (M01), clone 3A7

Catalog # : H00005586-M01

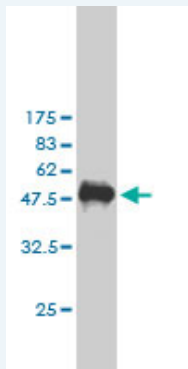
規格 : [100 ug]

[List All](#)

Specification

Product Description:	Mouse monoclonal antibody raised against a partial recombinant PKN2.
Immunogen:	PKN2 (NP_006247, 580 a.a. ~ 679 a.a) partial recombinant protein with GST tag. MW of the GST tag alone is 26 KDa.
Sequence:	RASSLGEIDESSELRLVDIPGQDSEVFDIQNDRNSILPKSQSEYKPDTPQ SGLEYSIGIQELEDRRSQQRFFQNLQDFRCCAVLGRGHFGKVLLEAYKN T
Host:	Mouse
Reactivity:	Human
Isotype:	IgG1 kappa

Quality Control Testing: Antibody Reactive Against Recombinant Protein.



Western Blot detection against Immunogen (36.63 KDa) .

Storage Buffer: In 1x PBS, pH 7.4

Storage Instruction: Store at -20°C or lower. Aliquot to avoid repeated freezing and thawing.

MSDS: [Download](#)

Datasheet: [Download](#)

Applications

Western Blot (Recombinant protein)

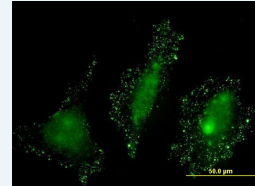
[Protocol Download](#)

Immunofluorescence

Application Image

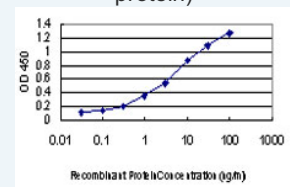
Western Blot (Recombinant protein)

Immunofluorescence



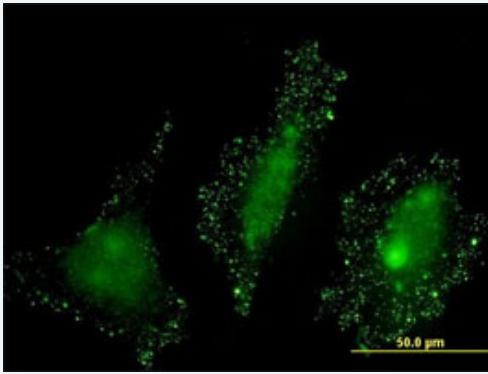
[enlarge](#)

Sandwich ELISA (Recombinant protein)



[enlarge](#)

ELISA

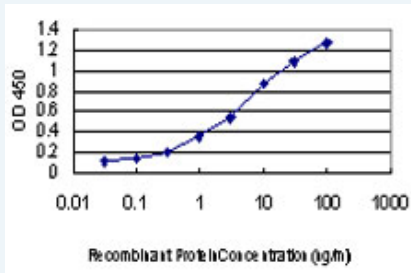


[enlarge this image](#)

Immunofluorescence of monoclonal antibody to PKN2 on HeLa cell . [antibody concentration 10 ug/ml]

[Protocol Download](#)

Sandwich ELISA (Recombinant protein)



Detection limit for recombinant GST tagged PKN2 is approximately 0.1ng/ml as a capture antibody.

[Protocol Download](#)

ELISA

Gene Information

Entrez GeneID: [5586](#)

GeneBank [NM_006256](#)

Accession#:

Protein [NP_006247](#)

Accession#:

Gene Name: PKN2

Gene Alias: MGC150606, MGC71074, PAK2, PRK2, PRKCL2, PRO2042, Pak-2

Gene Description: protein kinase N2

Description:

Omim ID: [602549](#)

Gene Ontology: [Hyperlink](#)

Other Designations: OTTHUMP00000011760, cardiolipin-activated protein kinase

Designations: Pak2, protein kinase C-like 2

Related Disease

[Cardiovascular Diseases](#) [Cleft Lip](#) [Cleft Palate](#) [Diabetes Mellitus, Type 2](#) [Edema](#)
[Genetic Predisposition to Disease](#) [Obesity](#) [Tobacco Use Disorder](#) [Tooth Abnormalities](#)

